

# 20 ANNUAL 24 STATISTICS

# SIS



APRIL 2025

EU-LISA 

## 2024 SIS Annual Statistics

Manuscript completed in March 2025.

PDF ISBN 978-92-95227-98-9 ISSN 2811-9703 doi:10.2857/2578254 Catalogue number: EL-01-25-002-EN-N

Neither eu-LISA nor any person acting on behalf of eu-LISA is responsible for the use that might be made of the following information.

© eu-LISA, 2025.

Reproduction is authorised provided the source is acknowledged.

For any use or reproduction of elements that are not owned by eu-LISA, permission may need to be sought directly from the respective right holders.

The image on the cover has been licensed and retrieved from ©Astibuag/adobestock.

# Contents

<b>Contents .....</b>	<b>3</b>
<b>Executive summary .....</b>	<b>4</b>
<b>1. Access to SIS .....</b>	<b>6</b>
1.1. Searches in SIS .....	6
1.2. Searches compared to previous years .....	9
<b>2. Data stored in SIS .....</b>	<b>11</b>
2.1. Data stored compared to previous years .....	14
<b>3. Hits reported in 2024 .....</b>	<b>16</b>
<b>4. Contribution to the Return policy .....</b>	<b>18</b>
<b>Conclusion .....</b>	<b>19</b>
<b>Annexes .....</b>	<b>21</b>

# EXECUTIVE SUMMARY



## SEARCHES

**15 BILLION**

= 41 MILLION ON AVERAGE PER DAY

**+2%** compared to 2023



Alphanumeric **+2%**



Biometric **+66%**



## ALERTS IN THE DATABASE\*

**93 MILLION**

**+3%** compared to Dec 2023



## HITS

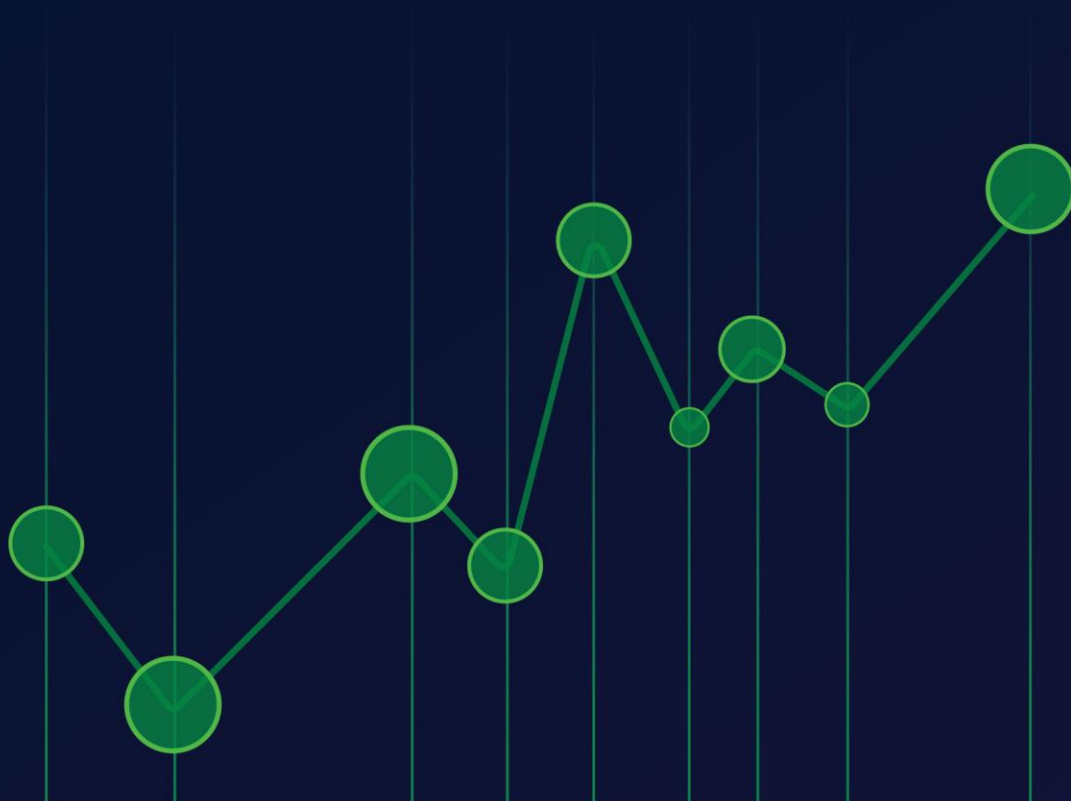
**397,804**

= 1,090 HITS HANDLED PER DAY

on average by competent authorities  
in the Schengen Area

**+11%** compared to 2023

\*As of December 2024



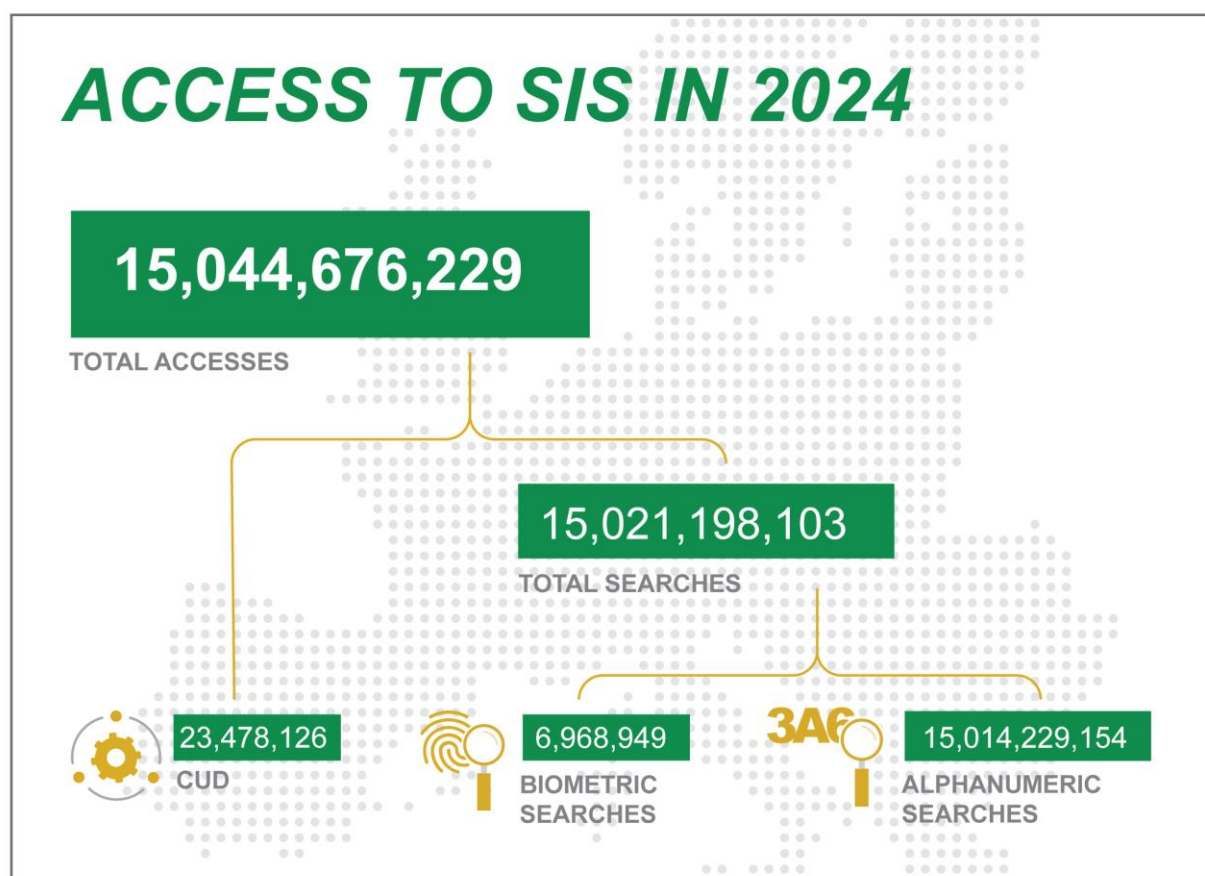
*ACCESS TO SIS*



# 1. Access to SIS

In 2024, there were a total of **15 044 676 229 instances of access** to SIS by Member States<sup>1</sup> and the EU Agencies connected to the system:

- **15 021 198 103 searches** were performed (alphanumeric and biometric),
- **23 478 126 operations** were performed for **managing alerts** (CUD<sup>2</sup>).



*Figure 1 – Access to SIS in 2024*

Access for alert management encompasses operations performed in order to create and manage alerts. Those operations are: creation, updates, deletion, change of expiry date, change of action to be taken (ATBT), and change of reason for request for action to be taken (RFR/ATBT).

Table I in the Annexes shows the breakdown of CUD operations and reported alphanumeric searches by Member State and JHA Agency. Table III shows the breakdown per type of CUD operation by Member State.

## 1.1. Searches in SIS

<sup>1</sup> In this document, the term 'Member States' refers to the countries using SIS, meaning all the EU Member States and the Schengen Associated Countries (Iceland, Liechtenstein, Norway and Switzerland).

<sup>2</sup> Create, update, delete.



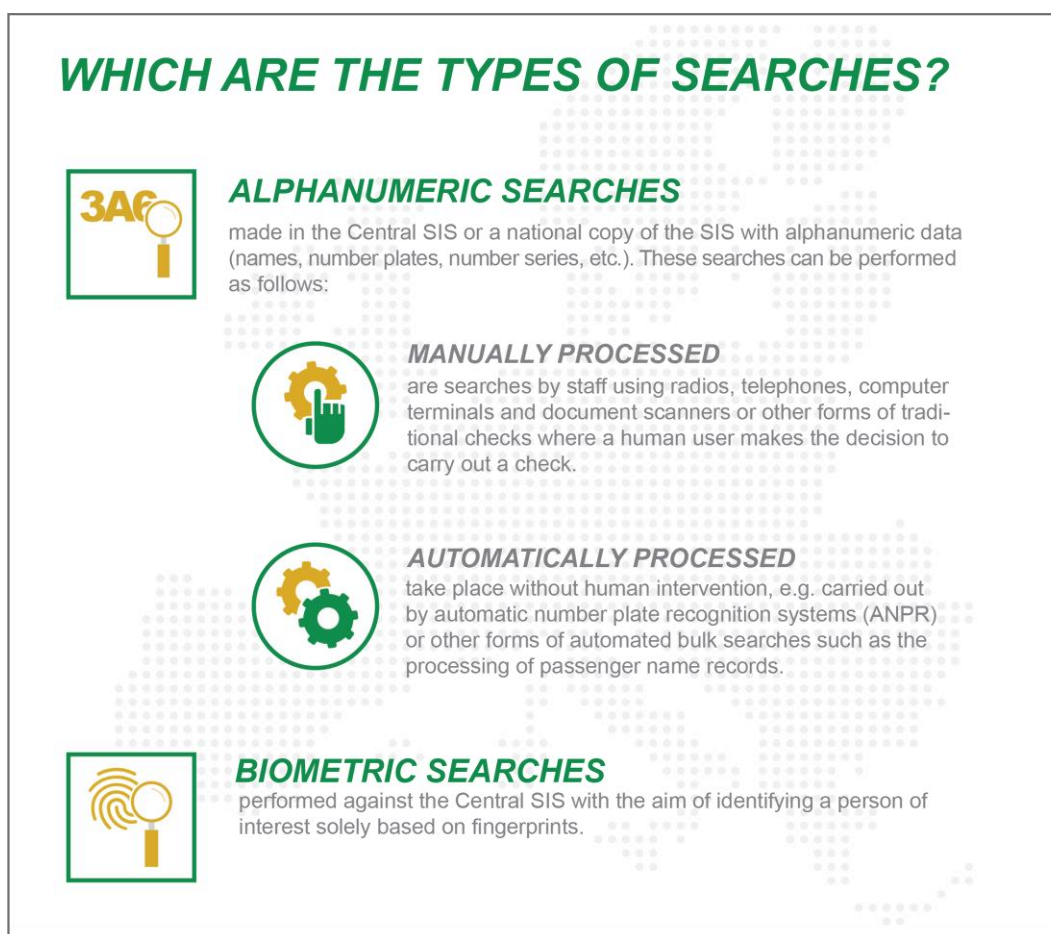
In 2024, a total of **15 021 198 103 searches** were performed in SIS:

- **99.95%** of them were **alphanumeric searches**
- **0.05%** of them were **biometric searches**

**Alphanumeric searches** in 2024 amounted to 15 014 229 154. These searches were performed in the SIS Central System or in a national copy of the SIS. Denmark, Finland, Liechtenstein, Norway and Slovenia only searched the SIS Central System, as they do not have a national copy. In addition to those countries, as in past years, in 2024 17 Member States partially used the Central SIS for alphanumeric searches (Austria, Belgium, Croatia, Czechia, Cyprus, Greece, Hungary, Iceland, Latvia, Luxembourg, Netherlands, Poland, Portugal, Romania, Slovakia, Sweden and Switzerland).

Europol and Frontex<sup>3</sup> also searched the Central SIS. The latter started performing searches in Italy in June 2024, and in Cyprus in December.

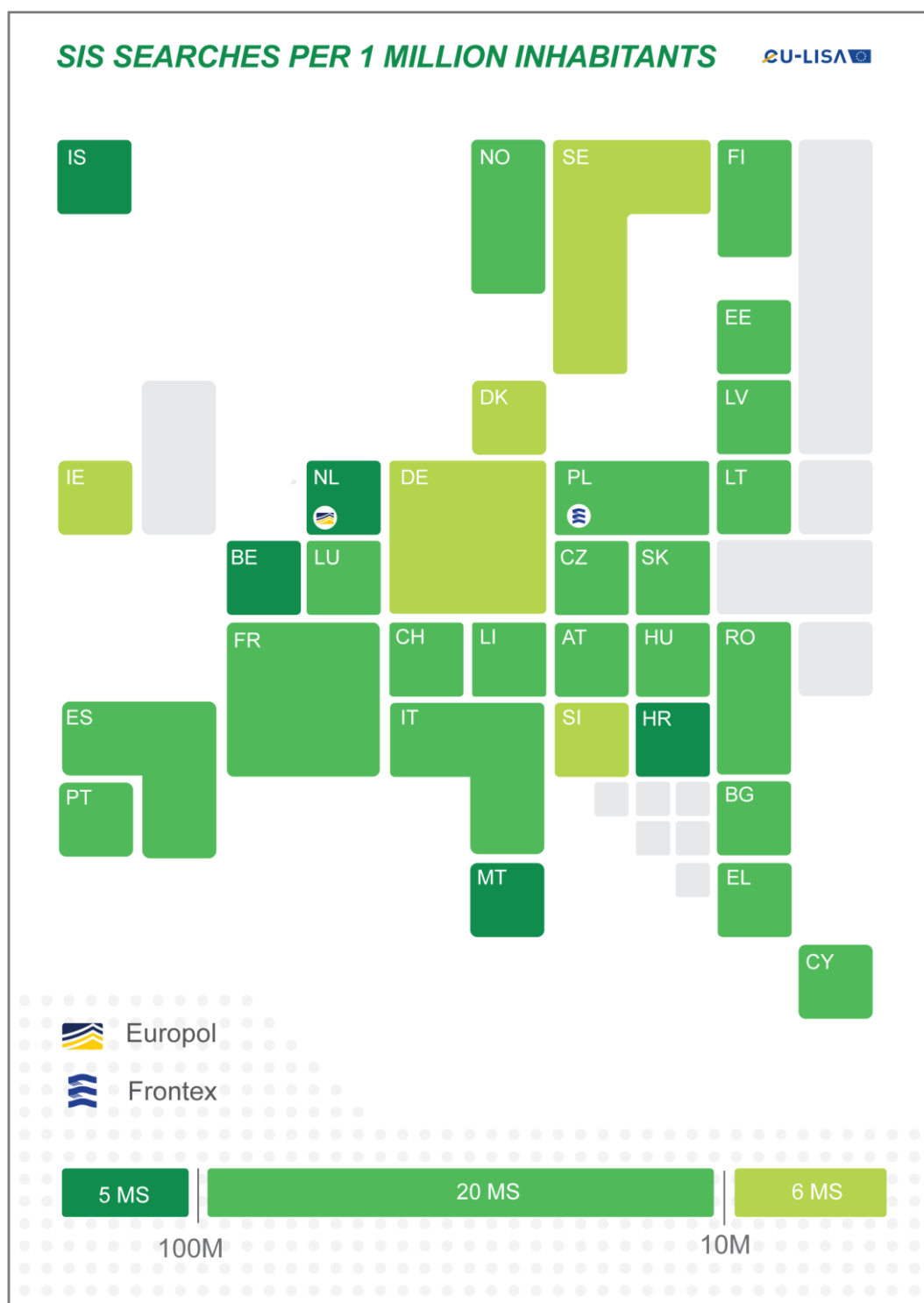
There was a slight increase of 2% in alphanumeric searches compared to 2023.



**Figure 2 – Types of searches in SIS**

Table II in the Annexes shows the breakdown of reported alphanumeric searches – manually processed and automatically processed – by Member State and JHA Agency.

<sup>3</sup> Eurojust did not report any searches in SIS in 2024.



**Figure 3 – SIS searches per Member State and population<sup>4</sup> in 2024**

<sup>4</sup> Population figures are taken from 2024 public Eurostat data: <https://europa.eu/PyBrjW>. Europol and Frontex are searching directly the SIS and not via the hosting countries. Their searches are not put in perspective to any population. The two Agencies are displayed in the map for completeness.



In the last couple of years, automatically processed searches have steadily increased. In 2024, on the other hand, they remained stable, with 9.9 billion searches compared to the level reached in 2023 (10.1 billion).

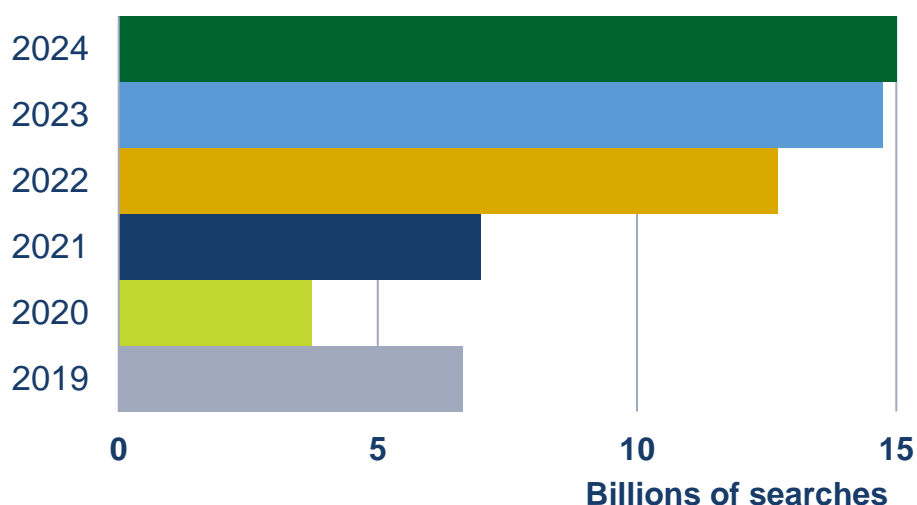
**Biometric** AFIS (Automated Fingerprint Identification System) **searches** were performed by all Member States and Europol in 2024, with a total of 6 968 949 searches.

There was a significant increase (66%) in biometric searches compared to 2023.

Similar to the last couple of years, the Netherlands was the country searching SIS the most, with 28% of the total searches performed by Member States, followed by Belgium with 20%, and France with 9%. Figure 3 above shows the SIS searches per Member State per 1 million inhabitants<sup>5</sup>.

## 1.2. Searches compared to previous years

In 2024, searches increased by 2% compared to 2023. This represents a change in the trend observed in the last couple of years, when increases were higher. Figure 4 shows the searches since 2019.



*Figure 4 – Searches in SIS 2019–2024*

The significant drop in searches in 2020, and limited increase in 2021 need to be put into the context of the Covid-19 pandemic, and the relevant travel restrictions over Europe. In 2023<sup>6</sup>, the new SIS entered into force, which resulted in an important increase in searches.

<sup>5</sup> The use of SIS depends on many factors, including the definition at national level of business processes and workflows. Furthermore, each Member State has its own specificities (crime rate, different geographical location determining the number of border crossing points and the length of the external land borders) impacting the use of the system. All this makes the comparison between usage among Member States a complex exercise.

<sup>6</sup> For more information, please see 2023 SIS annual statistics: <https://eulisa.europa.eu/our-publications/reports>.



*DATA STORED IN SIS*

## 2. Data stored in SIS



As at 31 December 2024, **93 195 404 alerts were stored in SIS**.

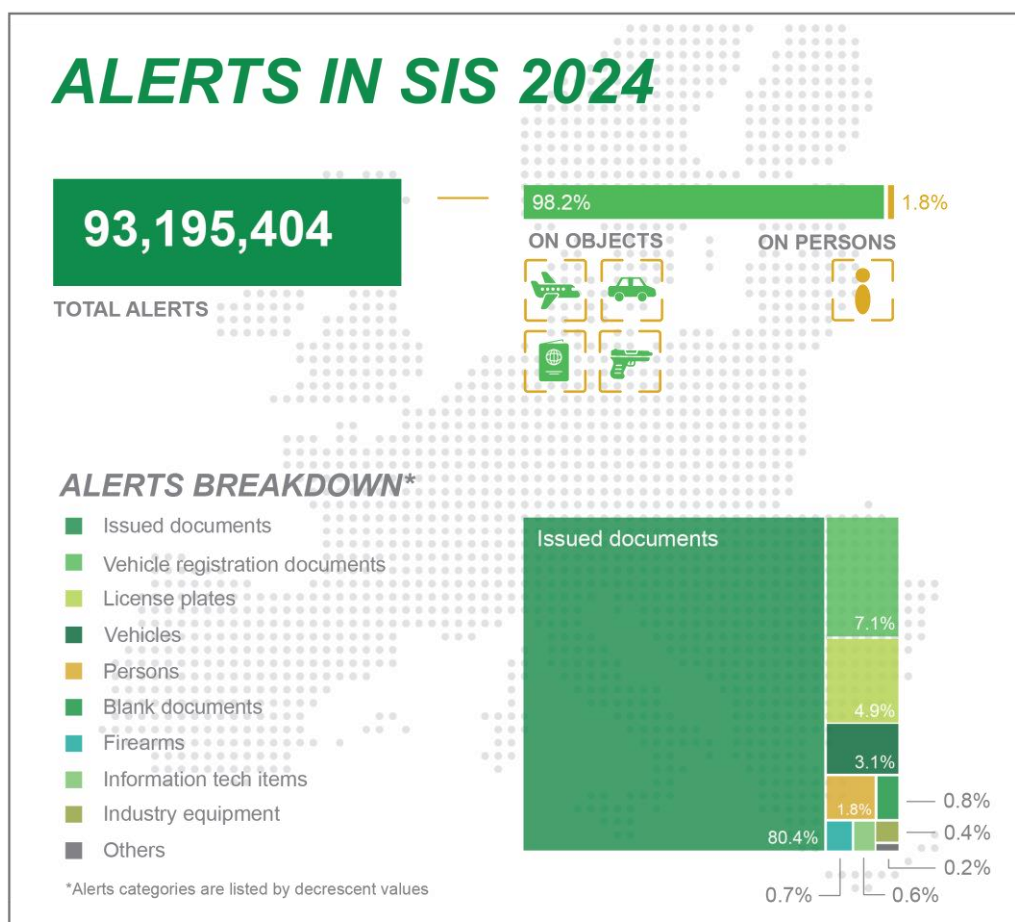
Table IV in the Annexes provides the breakdown of alerts per Member State and per data categories.



**91 528 396 alerts on objects** were stored for discreet checks, inquiry checks or specific checks, based on Article 36 Regulation (EU) 2018/1862; and for seizure or use as evidence in criminal proceedings, based on Article 38 Regulation (EU) 2018/1862.



**1 667 008 alerts on persons** were stored, representing 1.8% of the total alerts stored. See Figure 6 for the breakdown of alerts on persons.



**Figure 5 – Alerts stored in SIS in 2024<sup>7</sup>**

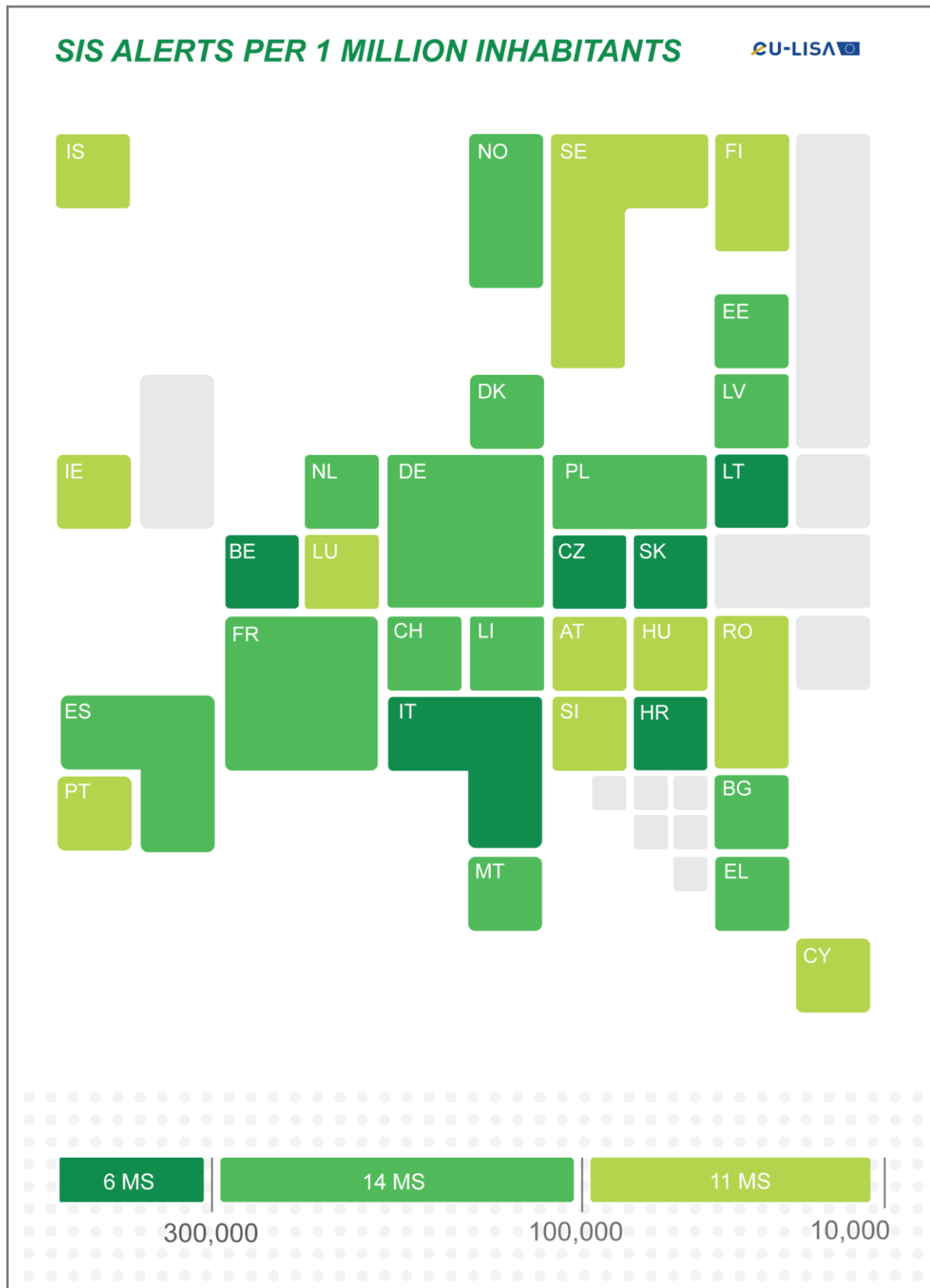
<sup>7</sup> 'Persons' comprise alerts on persons and alerts on unknown persons. 'Others' encompasses alert categories for: banknotes, industrial equipment parts, aircrafts, boats, boat engines, containers, non-cash means of payments, vehicle parts and aircraft engines.

Alerts on persons have continued to increase, from almost 1.4 million in 2023 to almost 1.7 million by the end of 2024.



**Figure 6 – Breakdown of alerts on persons**

As per Figure 6 above, the biggest category is represented by alerts on *third country nationals to be refused entry and stay into the territory of the Member States*, accounting for 38% of the total alerts on persons, followed by alerts on *third country nationals subject to a return decision*, accounting for 34%, and alerts on *persons for discreet/specific/inquiry checks and for national security* at 12%.



**Figure 7 – Alerts per Member State and population**



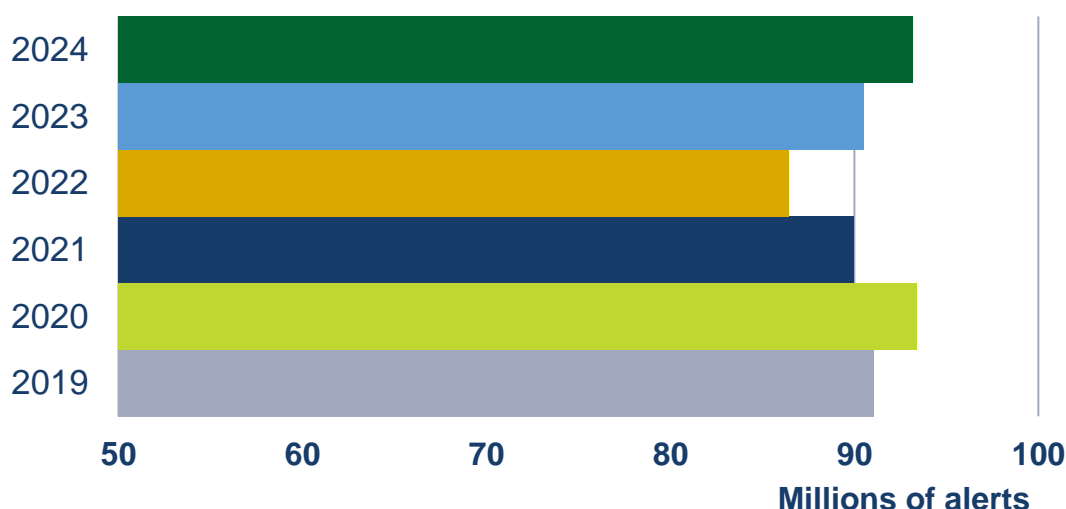
As with searches, it is also complex to compare Member States when it comes to the amount of data stored in the system. This depends on many factors, including the definition of business processes at national level, workflow, national legislation and different geographical position. Figure 7 above represents SIS alerts per Member State per 1 million inhabitants.

The main contributor in terms of alerts stored by the end of 2024 was France, with 31% of the total, followed by Germany at 17% and Italy at 12%. For a breakdown of data per Member State, see Table IV in the Annexes.

## 2.1. Data stored compared to previous years

By the end of 2024, the alerts stored in SIS increased by 3% compared to the previous year.

Figure 8 shows the total number of alerts stored in the system in the last six years (2019–2024). Two data deletion campaigns were performed: one due to Brexit in 2021, and the other due to the change in the SIS legal framework in 2022<sup>8</sup>.



*Figure 8 – Alerts stored in SIS 2019–2024*

<sup>8</sup> For more information, please see previous years' reports at <https://eulisa.europa.eu/our-publications/reports>.



*HITS REPORTED IN SIS*

### 3. Hits reported in 2024



In 2024, a total of **397 804 hits on foreign alerts** were reported via the SIRENE Bureaux.

This represents an increase of 11% compared to hits on foreign alerts reported in 2023.



**SIRENE Bureaux** are central authorities established in each Member State and at Europol, serving as single points of contact for the exchange of supplementary information concerning alerts in SIS. The SIRENE Bureaux play a crucial role in facilitating and coordinating operational cooperation between end users.

Hits on foreign alerts	
Hits on alerts on third country nationals subject to a return decision, Article 3 of Regulation (EU) 2018/1860	103,901
Hits on alerts on third country nationals to be refused entry and stay into the territory of the Member States, Articles 24 and 25 of Regulation (EU) 2018/1861	73,067
Hits on alerts on persons for arrest and surrender or extradition, Article 26 of Regulation (EU) 2018/1862	12,212
Hits on alerts on missing persons, vulnerable persons at risk (adult & child), Article 32 (1) of Regulation (EU) 2018/1862	13,869
Hits on alerts on persons to assist with a judicial procedure, Article 34 of Regulation (EU) 2018/1862	55,656
Hits on alerts on persons and objects for discreet, inquiry and specific check and for national security, Article 36 (3) and (4) of Regulation (EU) 2018/1862	81,273
Hits on alerts on objects for seizure and use as evidence in criminal proceedings, Article 38 of Regulation (EU) 2018/1862	57,826
Hits on alerts on unknown wanted persons for identification, Article 40 of Regulation (EU) 2018/1862	0
<b>TOTAL</b>	<b>397,804</b>

*Figure 9 – Hits reported on foreign alerts*



# *CONTRIBUTION TO THE RETURN POLICY*

## 4. Contribution to the return policy



As at the end of December 2024:

- There were 570 947 alerts stored in SIS for *third country nationals subject to a return decision* based on Article 3 of Regulation (EU) 2018/1860;
- Those alerts generated a total of 103 901 hits on foreign alerts.

**Confirmed returns:** there were 18 904 confirmed returns by all Member States related to reported hits abroad on own alerts on return at external borders upon exit, as per Article 6(3) of Regulation (EU) 2018/1860. Out of those confirmed returns, 948 were confirmed returns where the third country national was subject to removal.

**Exchange of information:** 9 987 exchanges of information were reported by Member States in relation to hits abroad on own alerts on return at external borders upon entry, as per Article 8 of Regulation (EU) 2018/1860.



## Conclusion

Over the years, usage of SIS has continued to increase, demonstrating the central role the system plays in the field of police cooperation in Europe, managing Schengen's external borders, and contributing to judicial cooperation and migration management.



**On average, over 41 million searches were performed per day in 2024** all over Europe by the competent authorities of Member States and JHA Agencies.



**On average, almost 1 100 hits were handled per day in 2024** all over Europe.

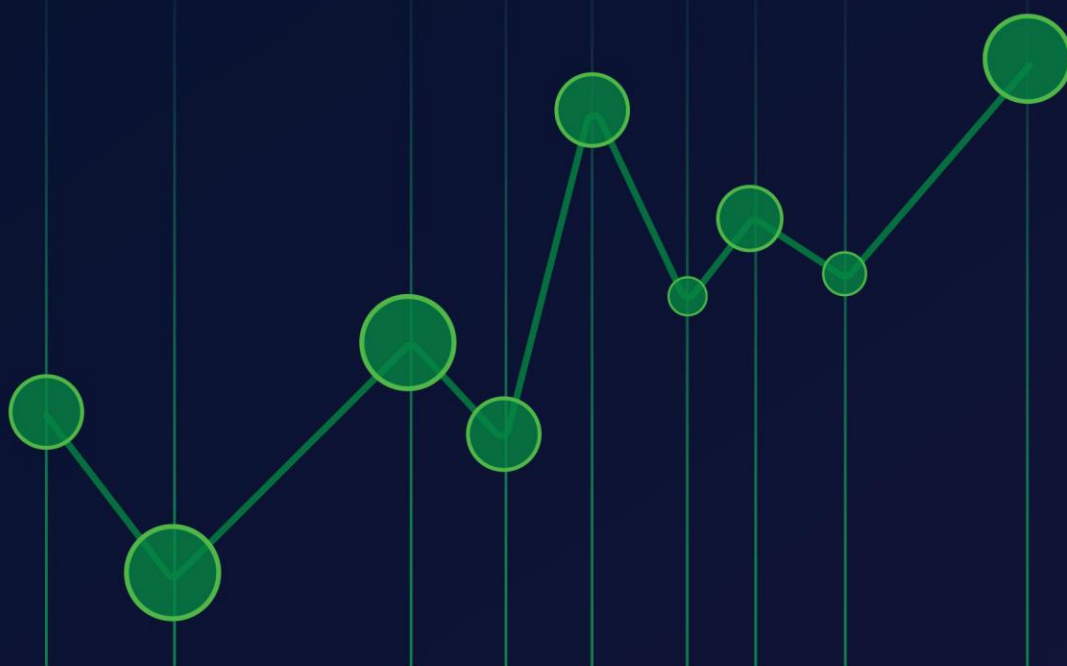
Comparing usage of SIS in 2024 with previous years is a complex exercise, as in March 2023 the new reinforced SIS came into operation. Several changes were implemented in the new system, particularly when it comes to access to SIS and data stored<sup>9</sup>.

In the coming years, with the set-up of the European interoperability framework for internal security, borders and migration, use of SIS is expected to expand further.

-----

---

<sup>9</sup> For more information, please see 2023 SIS annual statistics: <https://eulisa.europa.eu/our-publications/reports>.



*ANNEXES*

## Annexes

Table I - Alphanumeric searches and CUDs in 2024, breakdown per Member State/JHA Agency

Member State	Alphanumeric Searches	CUD	Alphanumeric Searches + CUD
AT	233,617,057	295,161	233,912,218
BE	2,989,369,932	979,683	2,990,349,615
BG	200,025,222	567,441	200,592,663
HR	602,789,304	513,826	603,303,130
CY	44,061,894	8,456	44,070,350
CZ	229,058,619	1,006,532	230,065,151
DK	47,558,269	127,885	47,686,154
EE	70,976,375	70,658	71,047,033
FI	69,655,444	71,653	69,727,097
FR	1,406,494,552	3,809,184	1,410,303,736
DE	765,100,274	6,442,387	771,542,661
EL	123,134,014	497,792	123,631,806
HU	133,628,632	456,137	134,084,769
IS	55,541,102	8,001	55,549,103
IE	20,281,532	95,173	20,376,705
IT	710,753,338	2,633,658	713,386,996
LV	46,797,926	60,103	46,858,029
LI	798,706	1,995	800,701
LT	34,015,064	192,287	34,207,351
LU	21,904,492	14,939	21,919,431
MT	113,037,858	35,573	113,073,431
NL	4,180,262,799	652,131	4,180,914,930
NO	75,949,904	175,086	76,124,990
PL	571,005,765	860,177	571,865,942
PT	116,701,441	188,013	116,889,454
RO	445,054,394	351,862	445,406,256
SK	56,369,526	1,222,272	57,591,798
SI	53,593,561	41,227	53,634,788
ES	1,269,198,277	1,406,445	1,270,604,722
SE	75,683,941	351,676	76,035,617
CH	251,332,378	340,713	251,673,091
Total MS	15,013,751,592	23,478,126	15,037,229,718
Eurojust		n/a	
Europol	476,883	n/a	476,883
Frontex	679	n/a	679
TOTAL	15,014,229,154	23,478,126	15,037,707,280

Table II – Alphanumeric searches performed in 2024, breakdown per Member State<sup>10</sup>/JHA Agency

Member State	Alphanumeric searches - manual processes	Alphanumeric searches - automated processes	TOTAL alphanumeric searches
AT			233,617,057
BE	53,389,294	2,935,980,638	2,989,369,932
BG	2,555,424	197,469,798	200,025,222
HR	365,305,261	237,484,043	602,789,304
CY	44,061,894	0	44,061,894
CZ	92,222,667	136,835,952	229,058,619
DK	47,558,269		47,558,269
EE			70,976,375
FI	30,242,417	39,413,027	69,655,444
FR	334,913,195	1,071,581,357	1,406,494,552
DE			765,100,274
EL	102,373,509	20,760,505	123,134,014
HU	89,573	133,539,059	133,628,632
IS	39,557	55,501,545	55,541,102
IE	15,475,999	4,805,533	20,281,532
IT	367,292,649	343,460,689	710,753,338
LV	46,797,926		46,797,926
LI	247,249	551,457	798,706
LT	34,015,064	0	34,015,064
LU	8,817,179	13,087,313	21,904,492
MT	14,471,112	98,566,746	113,037,858
NL	260,953,234	3,919,309,565	4,180,262,799
NO	68,137,072	7,812,832	75,949,904
PL	571,005,765		571,005,765
PT	116,701,441	0	116,701,441
RO			445,054,394
SK	35,821,715	20,547,811	56,369,526
SI	53,593,561	0	53,593,561
ES	571,139,225	698,059,052	1,269,198,277
SE	75,683,941		75,683,941
CH			251,332,378
Total MS	3,312,904,192	9,934,766,922	15,013,751,592
Eurojust			
Europol	476,883		476,883
Frontex	679		679
TOTAL	3,313,381,754	9,934,766,922	15,014,229,154

<sup>10</sup> Austria, Estonia, Germany, Romania and Switzerland reported not being able to separate automatic from manual searches.

Table III – Breakdown of CUD operations<sup>11</sup> in 2024, breakdown per Member State

Member State	Create	Update	Delete	Change expiry date	Total CUD
AT	157,045	52,866	78,822	6,428	295,161
BE	657,119	45,338	169,213	108,013	979,683
BG	349,696	138,753	49,562	29,430	567,441
HR	159,331	45,680	306,967	1,848	513,826
CY	6,338	1,436	670	12	8,456
CZ	436,203	333,082	184,170	53,077	1,006,532
DK	96,346	21,262	7,726	2,551	127,885
EE	42,344	7,486	708	20,120	70,658
FI	49,211	12,763	9,347	332	71,653
FR	2,193,321	821,069	545,506	249,288	3,809,184
DE	2,338,439	726,170	1,965,318	1,412,460	6,442,387
EL	252,328	46,094	31,031	168,339	497,792
HU	300,131	75,062	40,254	40,690	456,137
IS	4,191	305	3,382	123	8,001
IE	60,512	26,935	7,006	720	95,173
IT	2,219,383	349,748	18,924	45,603	2,633,658
LV	51,068	6,274	2,536	225	60,103
LI	1,191	175	571	58	1,995
LT	169,462	13,178	9,477	170	192,287
LU	9,225	4,083	1,281	350	14,939
MT	26,037	4,502	4,778	256	35,573
NL	564,200	40,066	38,871	8,994	652,131
NO	118,839	24,241	27,876	4,130	175,086
PL	675,638	117,801	52,301	14,437	860,177
PT	152,623	32,153	1,286	1,951	188,013
RO	297,375	26,980	18,255	9,252	351,862
SK	189,029	36,000	68,372	928,871	1,222,272
SI	26,479	3,910	9,225	1,613	41,227
ES	1,007,976	125,631	219,162	53,676	1,406,445
SE	200,015	20,698	86,634	44,329	351,676
CH	177,755	23,568	95,547	43,843	340,713
<b>TOTAL</b>	<b>12,988,850</b>	<b>3,164,696</b>	<b>4,054,778</b>	<b>3,251,189</b>	<b>23,478,126</b>

<sup>11</sup> *Update* includes operations for updating alerts, including the change of action to be taken (ATBT), and the change of reason for request for action to be taken (RFR/ATBT).



Table IV – Breakdown of alerts stored in SIS as at 31 December 2024

Member State	Persons	Vehicles	Firearms	Blank documents	Issued documents	Banknotes	Industrial equipment parts	Aircrafts	Boats	Boat engines	Containers	Licence plates	Non cash means of payments	Vehicle registration documents	Vehicle parts	Aircraft engines	Industrial equipments	Information technology items	Unknown Persons	Total per MS
AT	84,795	12,681	5,127	2,869	369,777	441	226	5	5	82	10	44,163	0	699	155	0	17,661	243	0	538,939
BE	31,935	33,012	35,268	0	4,097,544	1,573	0	5	80	238	252	273,380	0	543,186	0	4	54,427	35	0	5,070,939
BG	24,937	26,043	460	0	894,247	0	8	1	20	15	1	140,424	0	391,837	1	0	530	18	0	1,478,542
HR	17,008	36,870	71,257	22,866	858,312	6,775	3	9	750	1818	6	441,760	0	203,014	1	0	5,022	19	0	1,665,490
CY	2,538	4,297	210	4	9,827	0	0	0	0	0	0	0	0	0	0	0	0	0	1	16,877
CZ	12,095	44,733	17,154	4,056	1,297,169	0	0	1	8	35	0	353,183	0	1,845,093	31	0	6,999	1	0	3,580,558
DK	8,138	18,884	6,673	2,140	710,862	0	0	0	669	2411	2	28,369	0	1	9	0	4,874	2	4	783,038
EE	2,779	813	99	67	208,237	0	0	0	16	4	0	4	0	1	0	0	1	0	0	212,021
FI	5,236	5,506	9,635	25	255,726	0	13	0	159	682	1	8,381	0	42	0	0	81	20	0	285,507
FR	517,011	469,168	42,889	8,018	16,309,290	8,599	0	122	3,478	4961	303	126,659	1	762,995	0	0	39,038	164,692	0	18,457,224
DE	280,971	310,419	211,820	331,777	10,946,986	56,143	42	1,030	1,706	10396	144	1,030,896	9	558,077	18781	1	174,273	305,707	27	14,239,205
EL	49,355	242,091	27,599	133,230	1,708,448	35	6	0	758	1851	1	368,798	0	59,304	0	0	313	1,505	0	2,593,294
HU	19,971	2,543	326	205	565,359	31	1	1	15	82	4	35,365	0	23,097	0	0	405	6	5	647,416
IS	853	4	4	0	23,962	0	0	0	0	3	0	1	0	0	0	0	7	0	0	24,834
IE	1,698	3,582	295	1,390	119,318	0	1	1	2	66	0	11	0	71	4	0	121	1,055	0	127,615
IT	204,661	818,302	66,969	191,741	14,155,218	5,810	573	3	719	906	117	1,378,807	2	1,167,966	4223	5	8,086	18,385	0	18,022,493
LV	2,785	2,449	11	1	309,367	0	0	0	18	18	0	1,236	0	149	0	0	95	0	0	316,129
LI	352	11	87	0	7,991	6	1	0	0	0	0	190	0	1	1	0	135	25	1	8,801
LT	23,888	3,077	542	8	637,244	22	0	0	59	19	0	33,074	0	307,762	0	0	350	0	0	1,006,045
LU	2,810	1,155	246	200	26,489	18	3	0	5	1	0	214	0	466	1	0	111	0	0	31,719
MT	3,146	1,405	180	156	116,863	48	0	0	104	72	0	147	0	2,129	0	0	0	13	0	124,263
NL	62,516	66,431	2,503	235	4,757,066	0	0	0	669	1661	5	54	0	4	2	0	1,092	1	0	4,892,239
NO	17,812	7,996	4,014	52,174	773,763	0	10	0	1,233	3198	0	82,649	0	376	0	0	224	0	0	943,449
PL	42,074	86,933	10,721	21,391	3,954,201	253	110	17	561	493	149	46,492	1	471,714	4	0	6,232	115	0	4,641,461
PT	14,193	43,051	10,853	1,642	660,182	1	0	0	69	206	0	22	0	24,089	0	0	47	1	0	754,356
RO	33,497	8,514	31	3	1,147,363	16	0	0	1	0	0	0	0	202,157	0	0	0	0	0	1,391,582
SK	5,288	35,595	5,466	393	1,949,842	201	3	1	22	22	15	184,145	0	26,257	291	0	44	3,423	0	2,211,008
SI	3,212	10,254	745	480	207,767	166	0	1	44	160	0	24,614	0	2,152	0	0	63	457	0	250,115
ES	97,115	496,293	55,939	12,079	6,471,060	922	98	24	1,128	347	26	4,073	2	5,267	3	1	26,891	0	0	7,171,268
SE	30,826	46,140	33,025	2,034	435,191	273	27	0	745	3880	24	393	0	0	28	0	34,012	23,885	0	610,483
CH	63,472	17,076	5,974	66	984,797	627	191	0	199	1518	0	0	0	16	6	0	24,545	4	3	1,098,494
<b>TOTAL</b>	<b>1,666,967</b>	<b>2,855,328</b>	<b>626,122</b>	<b>789,250</b>	<b>74,969,468</b>	<b>81,960</b>	<b>1,316</b>	<b>1,221</b>	<b>13,242</b>	<b>35,145</b>	<b>1,060</b>	<b>4,607,504</b>	<b>15</b>	<b>6,597,922</b>	<b>23,541</b>	<b>11</b>	<b>405,679</b>	<b>519,612</b>	<b>41</b>	<b>93,195,404</b>

**Table V – Breakdown of alerts on persons stored in SIS as at 31 December 2024**

<b>Alerts on persons</b>		
Third country nationals subject to a return decision	Article 3 of Regulation (EU) 2018/1860	570,947
Third country nationals to be refused entry and stay into the territory of the Member States	Articles 24 and 25 of Regulation (EU) 2018/1861	626,314
Persons for arrest and surrender or extradition	Article 26 of Regulation (EU) 2018/1862	40,801
Missing and vulnerable persons (child and adult)	Article 32 of Regulation (EU) 2018/1862	123,213
Persons to assist with a judicial procedure	Article 34 of Regulation (EU) 2018/1862	110,458
Persons for discreet/specific/inquiry check and for national security	Article 36 of Regulation (EU) 2018/1862	195,234
Unknown wanted persons for identification	Article 40 of Regulation (EU) 2018/1862	41
<b>TOTAL</b>		<b>1,667,008</b>

