

EES

2025
STATISTICS

EU-LISA 

Manuscript completed in June 2026.

PDF ISBN 978-92-95237-18-6 ISSN 3094-628X doi: 10.2857/2603661

Catalogue number: EL-01-26-009-EN-N

Neither eu-LISA nor any person acting on behalf of eu-LISA is responsible for the use that might be made of the following information.

Luxembourg: Publications Office of the European Union, 2026

© eu-LISA, 2026

Reproduction is authorised provided the source is acknowledged.

For any use or reproduction of elements that are not owned by eu-LISA, permission may need to be sought directly from the respective rightholders.

Cover design by © Michele Polerà.

Contents

Contents	3
1. Executive summary	4
2. Introduction	5
2.1. Reported statistics	5
2.2. Entry into operation and progressive roll-out.....	6
2.3. General notes	6
3. Refusals of entry of third-country nationals	8
3.1. Refusals of entry by nationality.....	8
3.2. Refusals of entry by age and sex	10
3.3. Refused entries by reasons of refusal	11
4. Revoked authorisations for stay	14
4.1. Revoked authorisations for stay by nationality	14
4.2. Revoked authorisations for stay by age and sex.....	16
5. Extended authorisations for stay	18
5.1. Extended authorisations for stay by nationality	18
5.2. Extended authorisations for stay by sex and age.....	20
6. Third-country nationals exempt from giving fingerprints	22
Annex	24

1. Executive summary



EES



8 180

Refusals of entry



283

Revoked authorisations for stay



479

Extended authorisations for stay



492 345

Exemptions from providing fingerprints

2. Introduction

The Entry/Exit System (EES) is one of the EU's large-scale IT systems in the area of freedom, security and justice. The EES digitally records the entry, exit and refusal of entry of third-country nationals (TCN) ⁽¹⁾ traveling to and from the Schengen area. The **EES went live on 12 October 2025**. Since the entry into operations and until 9 April 2026, European countries ⁽²⁾ using the EES could choose to introduce the system gradually at their external borders, during a progressive roll-out period as defined in Regulation (EU) 2025/1534 ⁽³⁾. **As of 10 April 2026, the EES is fully deployed.**

The European Union Agency for the Operational Management of Large-Scale IT Systems in the Area of Freedom, Security and Justice (eu-LISA) publishes quarterly and annual statistics on the EES. This document is **the first annual statistics report from the EES**, covering the period from its entry into operations until the end of the year (12 October 2025 to 31 December 2025). The first quarterly report, covering the same period, is accessible on eu-LISA's website ⁽⁴⁾.

2.1. Reported statistics

As per Articles 63(4) and 63(5) of the EES Regulation ⁽⁵⁾, eu-LISA publishes the following statistics.

- The number, nationality, age, sex, duration of stay and border crossing point of entry of overstayers. '**Overstayer**' means a TCN who does not fulfil or no longer fulfils the conditions relating to the duration of their authorised short stay on the territory of the Member States ⁽⁶⁾.
- The number, nationality, age, sex and border crossing point of entry of TCNs who were **refused entry**, including the grounds for refusal.
- The number, nationality, age, sex, duration of stay and border crossing point of entry of TCNs whose authorisation for stay was **revoked or extended**. The competent authority may revoke or annul an authorisation for short stay or a visa or extend the duration of an authorised stay or visa ⁽⁷⁾.
- The number of TCNs **exempt** from the requirement to **give fingerprints**. While the data entered in the EES includes fingerprints of visa-exempt TCNs, children under the age of 12 and persons for whom fingerprinting is physically impossible are exempt from this requirement ⁽⁸⁾.

These statistics are published both quarterly and annually, but the annual report contains a **breakdown of data per Member State**. Therefore, as the EES went live in the last quarter of 2025, the total figures in the quarterly report of the last quarter of 2025 and in the 2025 annual report are identical, with the addition that the annual report contains the data disaggregated by Member State.

⁽¹⁾ A traveller not holding the nationality of any EU Member State, Iceland, Liechtenstein, Norway or Switzerland.

⁽²⁾ The following 29 European countries are using the EES: Austria, Belgium, Bulgaria, Croatia, Czechia, Estonia, Finland, France, Germany, Greece, Hungary, Iceland, Italy, Latvia, Liechtenstein (does not have any external borders), Lithuania, Luxembourg, Malta, Netherlands, Norway, Poland, Portugal, Romania, Slovakia, Slovenia, Spain, Sweden and Switzerland. Hereafter, the countries using the system are referred to as Member States, according to the EES Regulation, see <https://eur-lex.europa.eu/eli/reg/2017/2226/oj/eng>.

⁽³⁾ Regulation (EU) 2025/1534 of the European Parliament and of the Council of 18 July 2025 on temporary derogations from certain provisions of Regulations (EU) 0217/2226 and (EU) 2016/399 as regards the progressive start of operations of the Entry/Exit System (OJ L, 2025/1534, 23.7.2025, ELI: <https://eur-lex.europa.eu/eli/reg/2025/1534/oj/eng>).

⁽⁴⁾ eu-LISA (2026), 'EES Quarterly Report – Q4 2025', <https://www.eulisa.europa.eu/our-publications/ees-quarterly-report-q4-2025>.

⁽⁵⁾ Regulation (EU) 2017/2226 of the European Parliament and of the Council of 30 November 2017 establishing an Entry/Exit System (EES) to register entry and exit data and refusal of entry data of third-country nationals crossing the external borders of the Member States and determining the conditions for access to the EES for law enforcement purposes, and amending the Convention implementing the Schengen Agreement and Regulations (EC) No 767/2008 and (EU) No 1077/2011 (OJ L 327, 9.12.2017, pp. 20–82, ELI: <http://data.europa.eu/eli/reg/2017/2226/oj>).

⁽⁶⁾ Article 3(19) of the EES Regulation.

⁽⁷⁾ Article 19 of the EES Regulation.

⁽⁸⁾ Articles 17(3) and 17(4) of the EES Regulation.

2.2. Entry into operation and progressive roll-out



It is important to note that the **progressive roll-out period has significant limitations with regard to the statistics available for reporting purposes**. As the EES was not yet operational at all border crossing points, the current report does not reflect the data of all entries, refusals of entry to and exits from the Schengen area, but reflects the **data from the border crossing points where the EES was operational in 2025**. This impacts the total numbers in all the data categories. Consequently, the current report does not include a breakdown of data by border crossing points either.

Furthermore, since not all entries and exits were registered in the system, the automated calculator for the duration of stay of TCNs does not contain reliable information and its results shall be disregarded as provided in Regulation (EU) 2025/1534. Given these limitations, no data on duration of stay or overstayers is provided for this reporting period.

It should also be taken into account that Member States could choose to operate the EES without biometric functionalities during the first 60 days of progressive implementation. Due to this, fingerprints may not always have been given by travellers from whom it is required by the EES Regulation. Thus, the reported number of exemptions from giving fingerprints would also be lower than after the full roll-out.

The effect of the progressive roll-out on each statistical category is shown in the table below:

Category	Data reported for 2025 for those TCNs entered in the EES	Data reported after full launch on 10 April
Overstayers	No data reported.	Number, nationality, age, sex, duration of stay and border crossing point of entry, Member State.
Refused entries	Number, nationality, age, sex, grounds for refusal, Member State.	Number, nationality, age, sex, border crossing point of entry, grounds for refusal, Member State.
Revoked authorisation for stay	Number, nationality, age, sex, Member State.	Number, nationality, age, sex, duration of stay and border crossing point of entry, Member State.
Extended authorisation for stay	Number, nationality, age, sex, Member State.	Number, nationality, age, sex, duration of stay and border crossing point of entry Member State.
Exemptions from giving fingerprints	Number per Member State (considering that biometrics were not mandatory).	Total number per Member State.

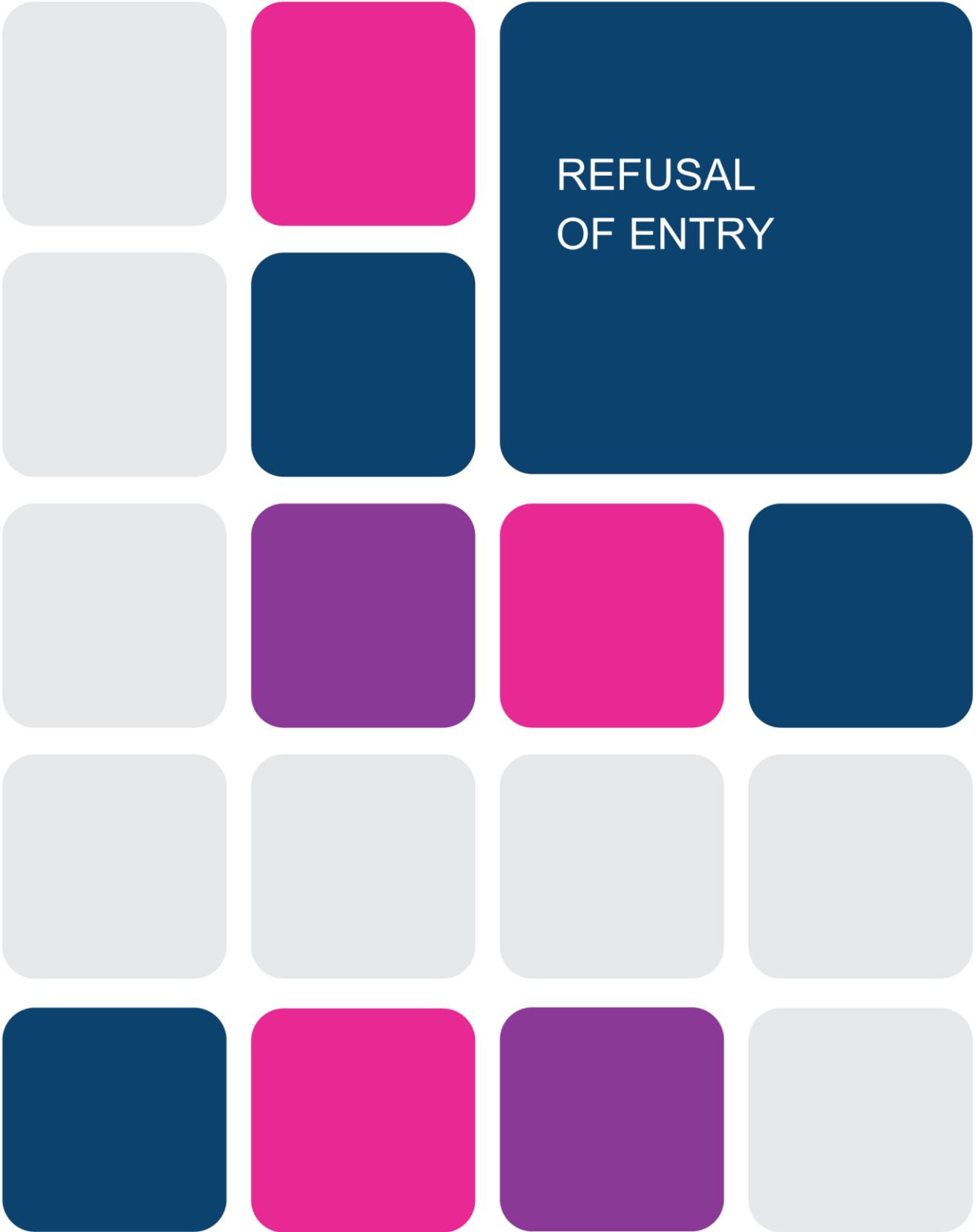
2.3. General notes

The following clarifications and limitations are valid for all the data provided in the report:

- only the first nationality (in case of more than one nationality) of a TCN is taken into account for the statistics;
- for country of nationality, the short name of country is used where available, following the EU *Interinstitutional Style Guide* ⁽⁹⁾ and Eurostat guidelines ⁽¹⁰⁾;
- 'age' refers to the age at the time of the border crossing;
- the sum of the breakdown per category may not always match the total figure, as in some cases several categories may apply (for example, several reasons for refusal of entry for one individual), or a number may be too small to be shown in the graph.

⁽⁹⁾ Publications Office of the European Union (n.d.), *Interinstitutional Style Guide*, Annex A5 – List of countries, territories and currencies, accessed on 11 March 2026, <https://style-guide.europa.eu/en/content/-/isg/topic?identifier=annex-a5-list-countries-territories-currencies>. See the same page for full names of countries.

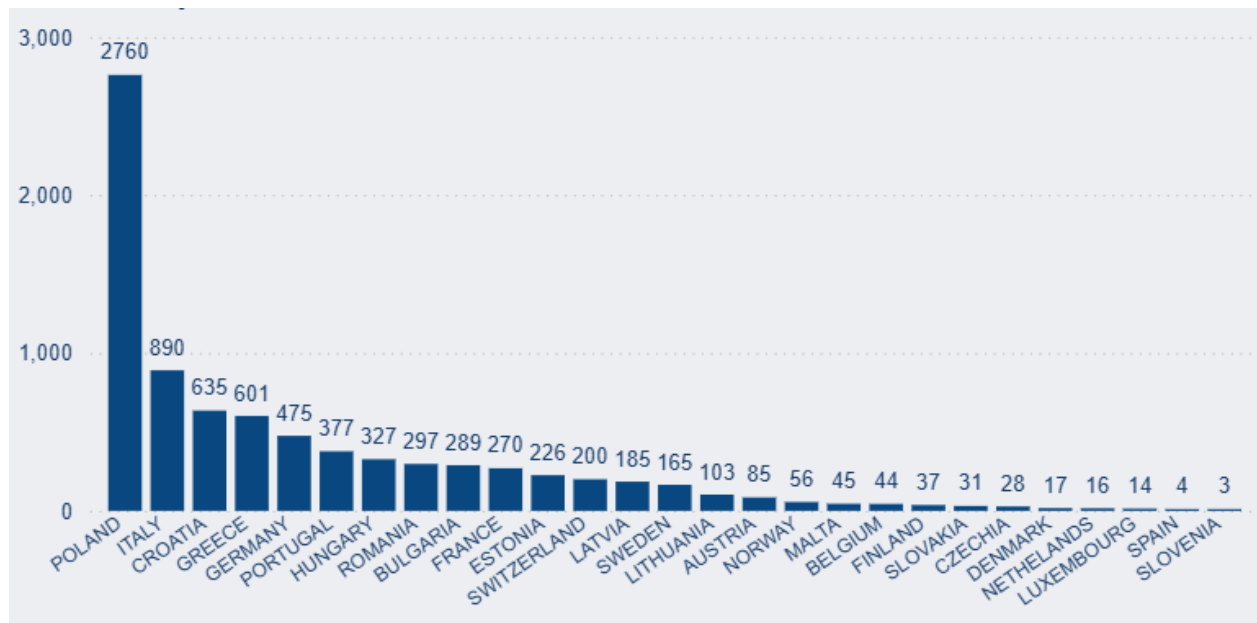
⁽¹⁰⁾ Eurostat (n.d.), 'Tutorial: Country codes and protocol order', Statistics Explained website, accessed on 8 May 2026, https://ec.europa.eu/eurostat/statistics-explained/index.php?title=Tutorial:Country_codes_and_protocol_order.



3. Refusals of entry of third-country nationals

In total, **8 180 refused entries of TCNs** were inserted into the EES between 12 October and 31 December 2025. The highest number of refusals of entry was recorded by **Poland** (2 760), followed by **Italy** (890), **Croatia** (635), **Greece** (601) and **Germany** (475). However, as also stressed in the introduction, the EES was not fully operational at all border crossing points, therefore these figures account for only a limited number of border crossing points.

Figure 1: Number of refusals of entry per Member State



3.1. Refusals of entry by nationality

The nationalities with the highest number of refused entries were **Ukrainian** (2 455), **Albanian** (968), **Moldovan** (606), **Serbian** (406) and **Turkish** (359). Figure 3 shows the top 10 Member States and nationalities combined. A detailed breakdown per Member State and nationality is provided in the Annex.

Figure 2: Number of refusals of entry by nationality of the third-country national ⁽¹¹⁾

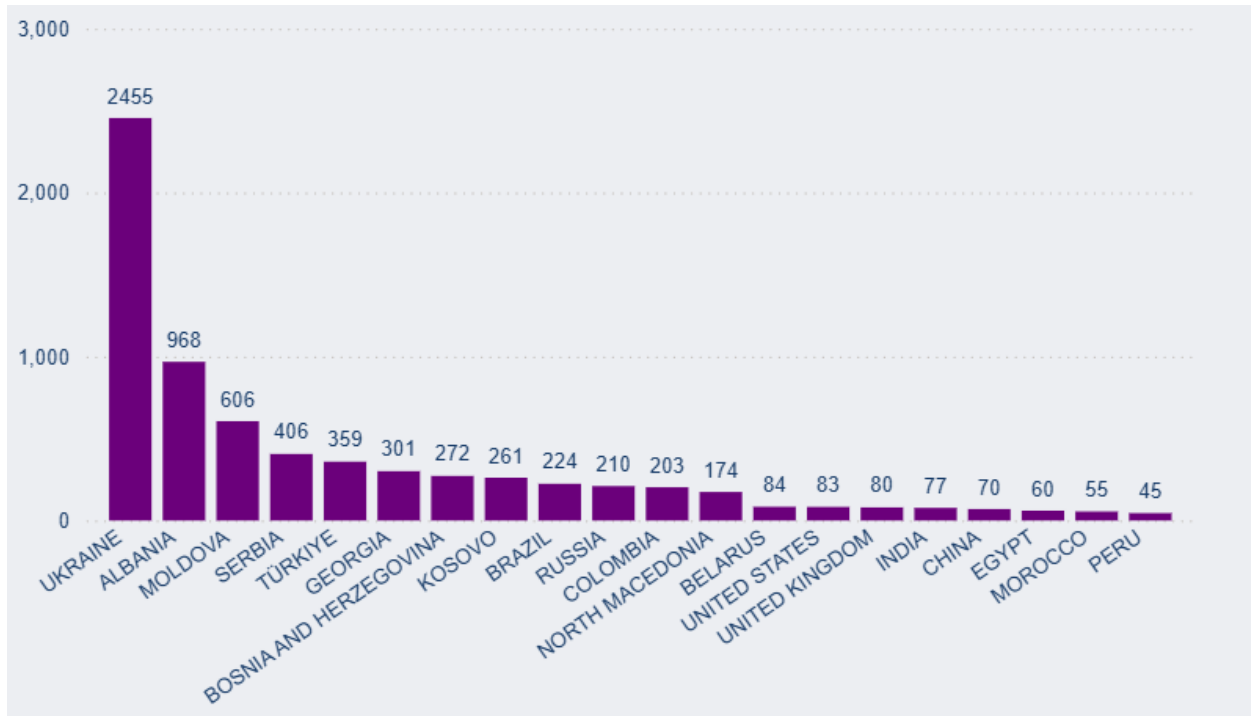
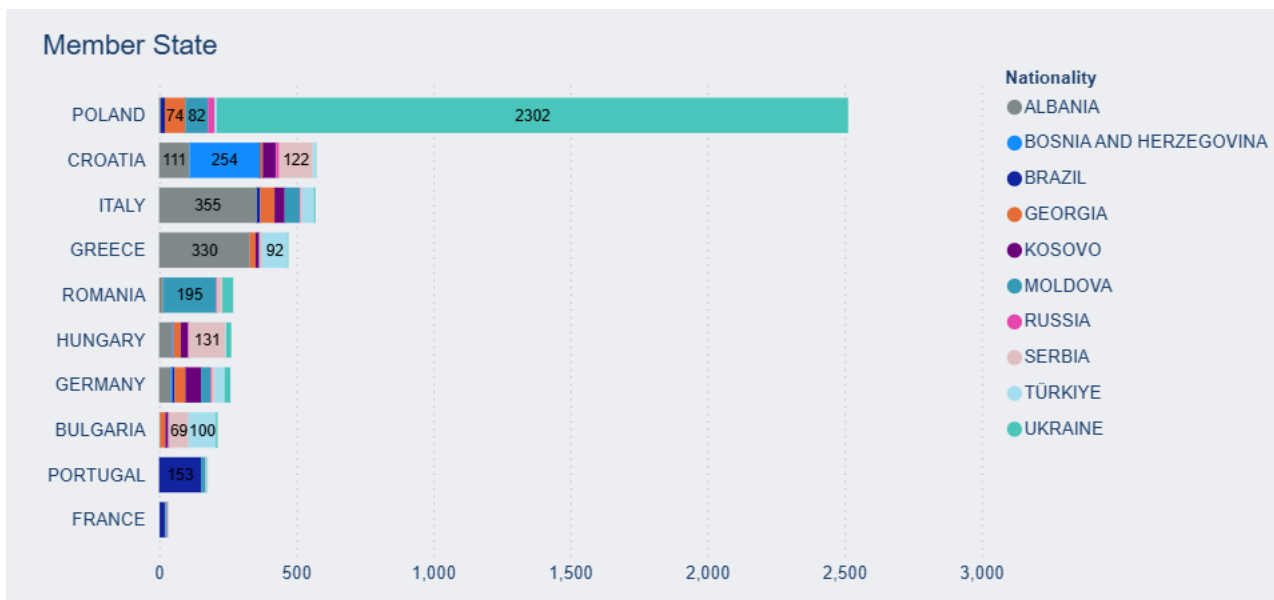


Figure 3: Correlation between Member States and nationalities of refused entries ⁽¹²⁾



⁽¹¹⁾ Top 20 nationalities are shown, see Annex for all nationalities

⁽¹²⁾ The graph shows only the data for the top 10 nationalities overall, therefore the total numbers per Member State do not match to the numbers on Figure 2

3.2. Refusals of entry by age and sex

Out of 8 180 TCNs whose entry was refused, **5 277 (64.5 %)** were male and **2 902 (35.5 %)** were female ⁽¹³⁾. The division by sex varies across the Member States recording the refusal: while a significant majority (more than 75 %) of TCNs whose entry was refused were male (in Greece, Croatia and Italy), in Poland 55 % were female.

The most frequent age group was **20–30 years**, accounting for **30% of refused entries**.

Figure 5 shows the breakdown by Member State and sex of the TCNs. In the Annex, a detailed breakdown of refused entries by Member States, sex and age group of TCNs is provided.

Figure 4: Refusals of entry by age and sex

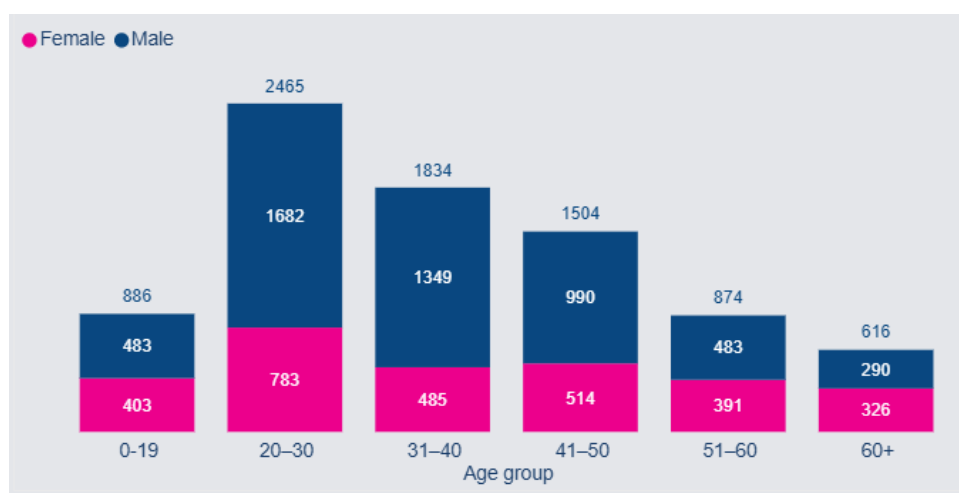
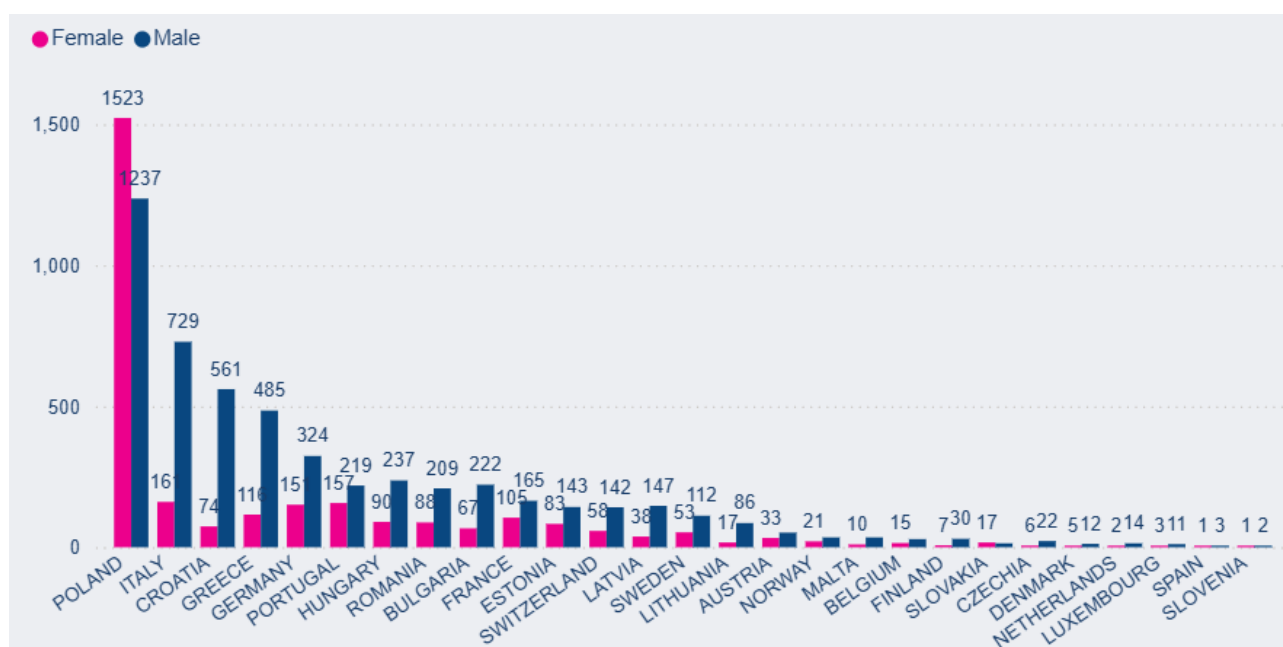


Figure 5: Refusals of entry by Member State and sex

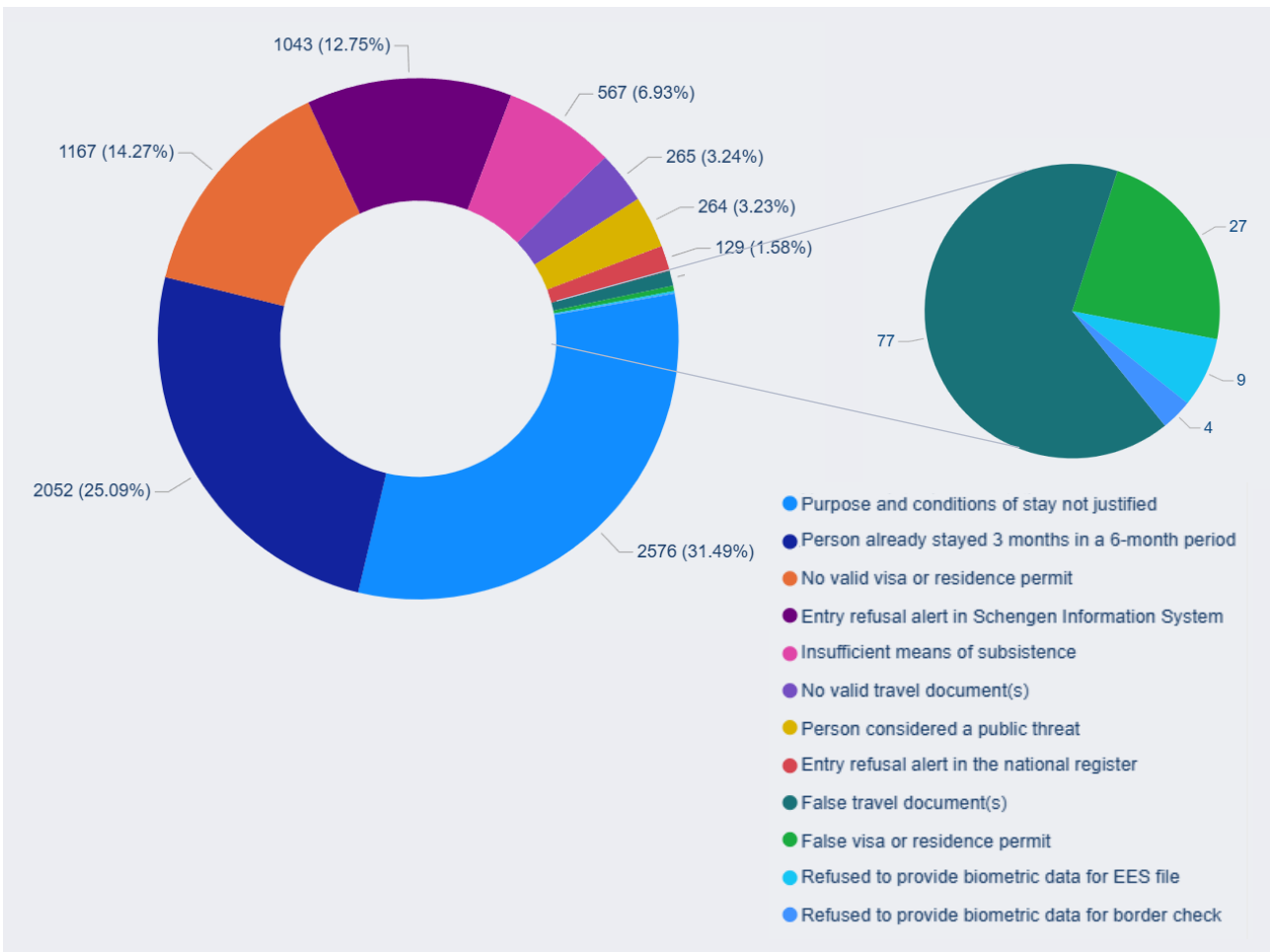


⁽¹³⁾ In one case, the sex in the traveller file was marked as 'not specified'. Due to the very small number, this entry is not visible in the graphs.

3.3. Refused entries by reasons of refusal

Grounds for refusal of entry are stated in Annex V, part B to Regulation (EU) 2016/399 ⁽¹⁴⁾ (Schengen Borders Code). In the reporting period, the most common grounds for refusals were **no appropriate travel documentation (31.49 % of refusals)** and **stay for longer than 90 days in a 180-day period (25.09 %)**. These two grounds combined accounted for more than half of the total refusals (56.58 %).

Figure 6: Number of refusals of entry by reasons of refusal ⁽¹⁵⁾



⁽¹⁴⁾ Regulation (EU) 2016/399 of the European Parliament and of the Council of 9 March 2016 on a Union Code on the rules governing the movement of persons across borders (Schengen Borders Code) (codification) (OJ L 77, 23.3.2016, pp. 1–52, ELI: <http://data.europa.eu/eli/reg/2016/399/oj>).

⁽¹⁵⁾ The labels of grounds have been shortened for the purposes of visualisation.

Figure 7: Number of refusals of entry by reasons for refusal and Member State

Member State	Already stayed for 3 months in a 6-month period	Person considered a public threat	False travel document (s)	False visa or residence permit	National entry refusal alert	Purpose and conditions of stay not justified	Insufficient means of subsistence	No valid travel document	No valid visa/residence permit	Refused to provide biometric data for border check	Refused to provide biometric data for EES file	SIS entry refusal alert
AT	23	1	2	2	2			3	36			16
BE	4				1	15	11	1	1			11
BG	16		1	1	2	164		7	61			37
HR	103	2			4	333	53	6	36	1	4	93
CZ	5	5				5		5	3			5
DK	2					7		3	4	1		
EE	18	52			1	121	14	3	9			8
FI	1	2			1	8	1	3	13			8
FR	6		6	3	3	101	52	7	70			22
DE	32	16	7	3	6	162	26	17	165	2	2	37
HU	63		17		29	35	5	12	15		1	150
EL	107		13	5	29	150	22	18	68			189
IT	97	8	9	9	7	378	3	45	145			189
LV	4	113				21	1	9	31			6
LT	6	23				43	1	3	12		1	14
LU			2			2	2		7			1
MT	9				1	24	1	2	4		1	3
NL						10			5			1
NO	6	15				3		12	19			1
PL	1443	19			32	723	310	39	148			46
PT	16		19	2		130	28	40	121			21
RO	47	2			7	73	13	4	9			142
SK	14							1	13			3
SI	1					1						1
ES				1		2		1				
SE	9					31	2	3	112			8
CH	20	6	1	1	4	34	22	21	60			31
Total	2052	264	77	27	129	2576	567	265	1167	4	9	1043

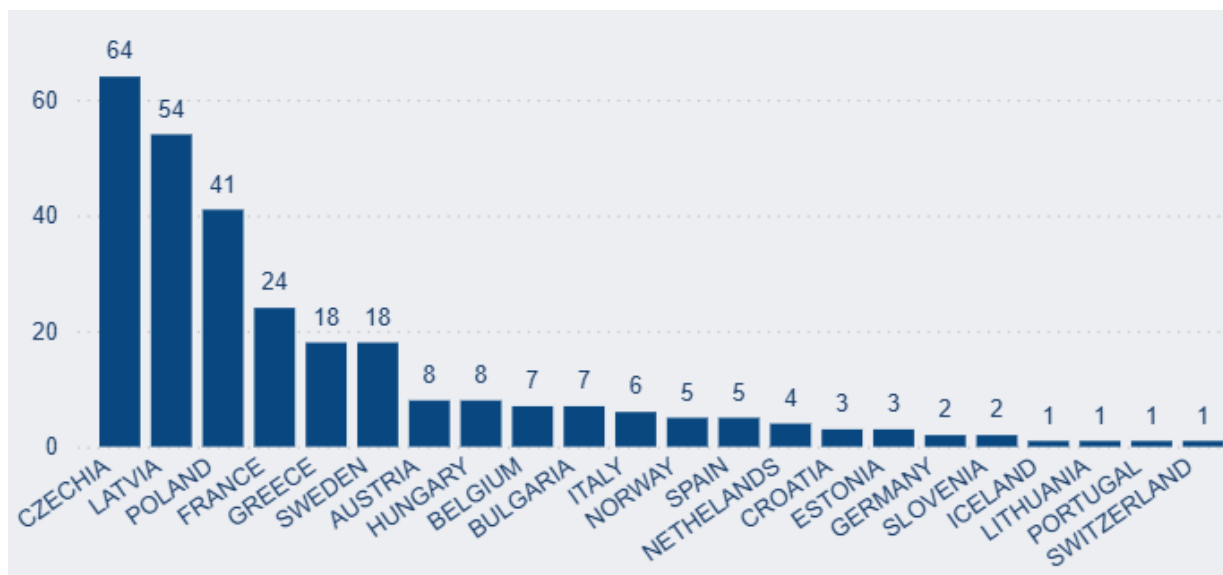
REVOKED
AUTHORISATION
FOR STAY

4. Revoked authorisations for stay

In total, **283 decisions to revoke the authorisation** for a short stay or the visa ⁽¹⁶⁾ were recorded in the EES in 2025. Below is a breakdown by Member State responsible for revocation and by nationality, sex and age of the TCNs whose authorisation for stay was revoked. Full lists combining these categories are provided in the Annex.

In this period, four Member States inserted more than 20 decisions to revoke the authorisation for stay in the system: **Czechia** (64), **Latvia** (54), **Poland** (41) and **France** (24).

Figure 8: Revoked authorisations for stay per Member State



4.1. Revoked authorisations for stay by nationality

The highest number of TCNs whose authorisation to stay was revoked were nationals of **Belarus** (43), followed by **Türkiye** (36), **Moldova** (35), **Russia** (29) and **Uzbekistan** (17). In Figure 10, the top 10 Member States and nationalities are combined. A full breakdown per Member State and nationality is provided in the Annex.

⁽¹⁶⁾ The grounds for revocation of short stay are described in Article 19(4) of the EES Regulation.

Figure 9: Revoked authorisations for stay by nationality ⁽¹⁷⁾

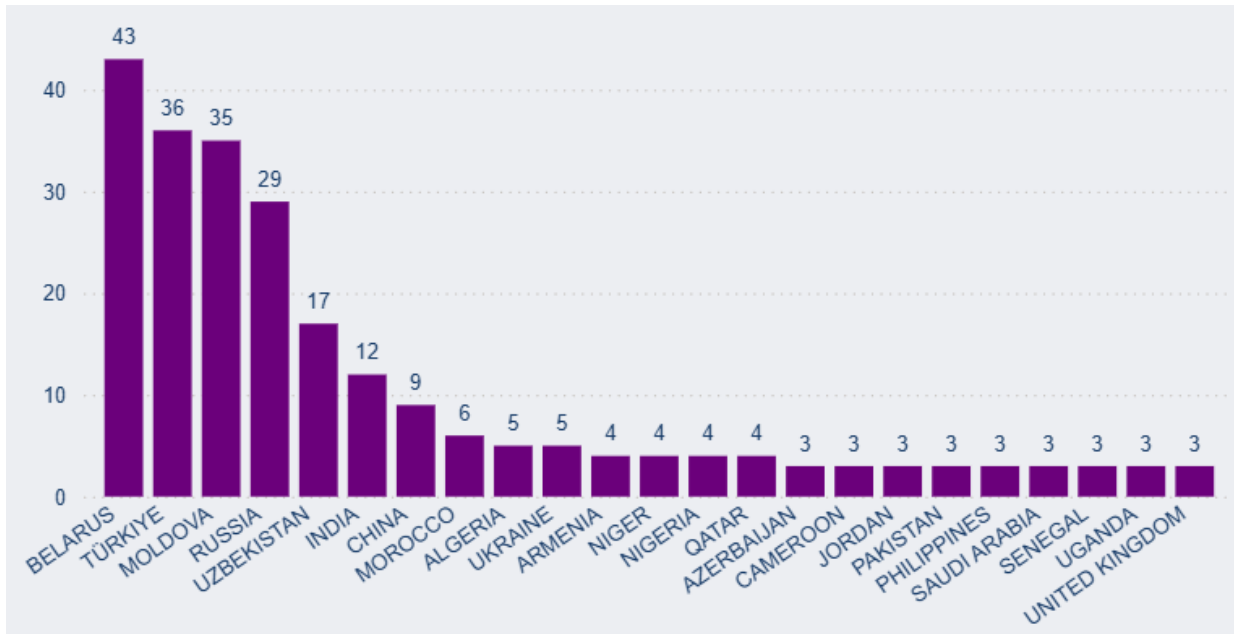
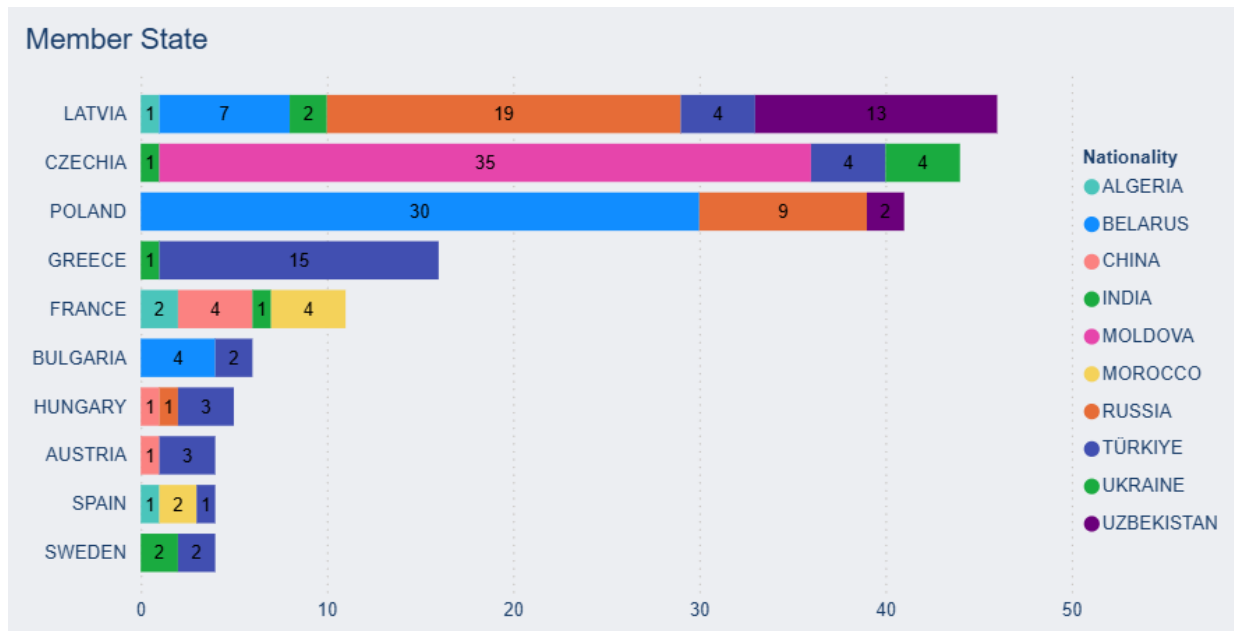


Figure 10: Correlation between Member States and nationalities of revoked authorisations for stay ⁽¹⁸⁾



⁽¹⁷⁾ On the graph, only nationalities with more than three entries are shown, see Annex for full list.

⁽¹⁸⁾ The graph shows only the data for the top 10 nationalities, therefore the total numbers per Member State do not match the numbers on Figure 8

4.2. Revoked authorisations for stay by age and sex

Out of the **283** TCNs whose stay was revoked, **213** were **male** and **70** **female**. The most common age groups were **31–40** and **41–50** years, accounting respectively for 76 and 69 of the revoked authorisations for stay. Thirteen TCNs whose authorisation for stay was revoked were under the age of 20. Figure 12 shows the breakdown by Member State and sex of the TCNs. A combination of Member State, sex and age group of TCNs is in the Annex.

Figure 11: Revoked authorisations for stay by age and sex

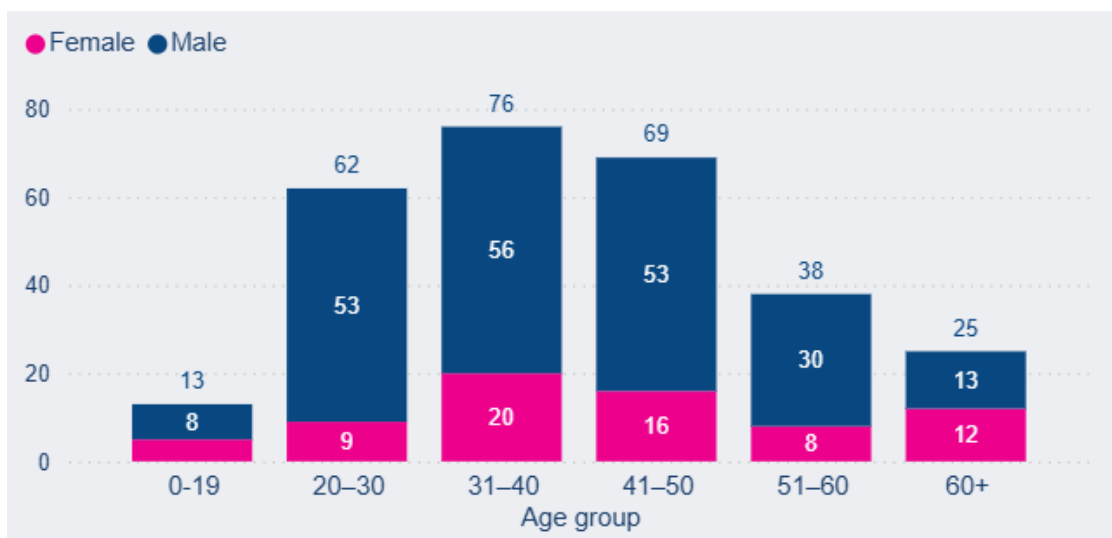
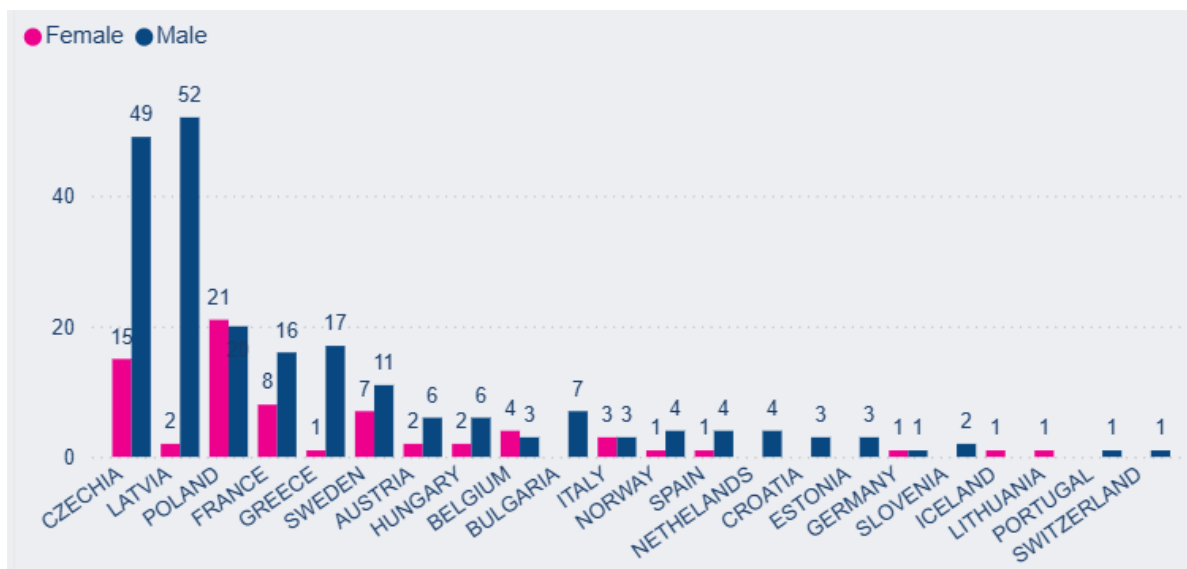
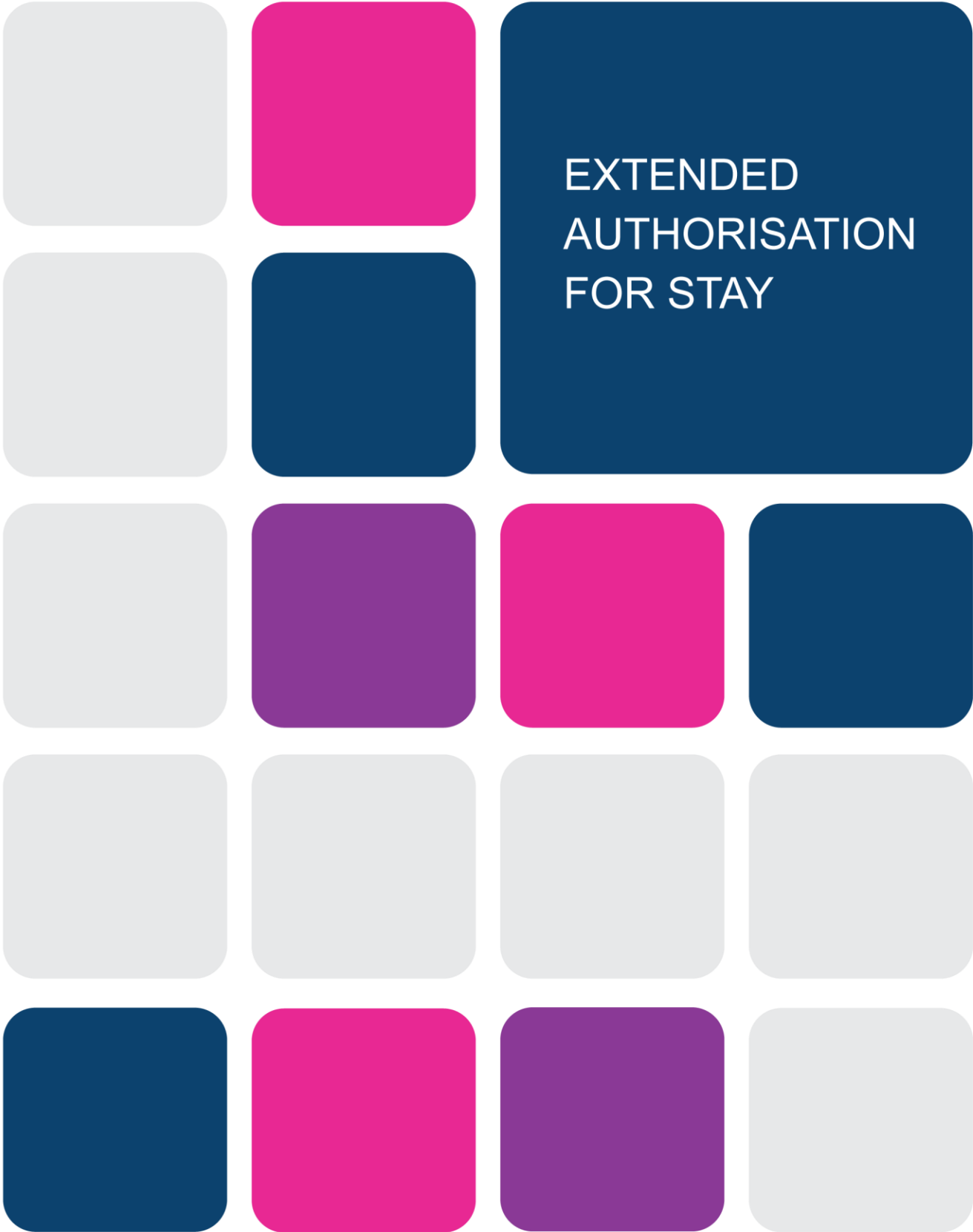


Figure 12: Revoked authorisations for stay by Member State and sex



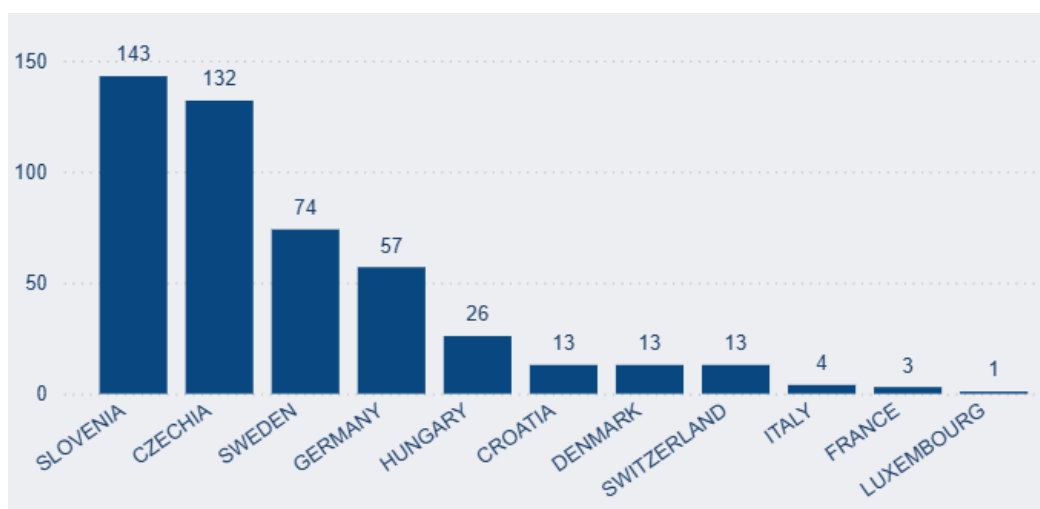


5. Extended authorisations for stay

In total, **479 decisions to extend the authorisation** for stay or the visa ⁽¹⁹⁾ were recorded in the EES in the reporting period between 12 October and 31 December 2025. Below is a breakdown provided by Member State authorising the extension and by nationality, sex and age of the TCNs whose stay was extended.

In total, 11 Member States recorded decisions to extend the authorisation for stay in the EES. Two countries extended the stay of more than 100 TCNs: **Slovenia** (143) and **Czechia** (132), whose combined total accounted for more than half of all the extended authorisations.

Figure 13: Extended authorisations for stay per Member State



5.1. Extended authorisations for stay by nationality

The highest number of TCNs whose authorisation to stay was extended were from **Ukraine** (74), followed by **Serbia** (53), **United Kingdom** (30), **Bosnia Herzegovina** (29) and **Moldova** (28). In Figure 15, the top 10 Member States and nationalities are combined. A full breakdown per Member State and nationality is provided in the Annex.

⁽¹⁹⁾ The duration of authorised stay can be extended in accordance with Article 20(2) of the convention implementing the Schengen Agreement.

Figure 14: Extended authorisations for stay by nationality ⁽²⁰⁾

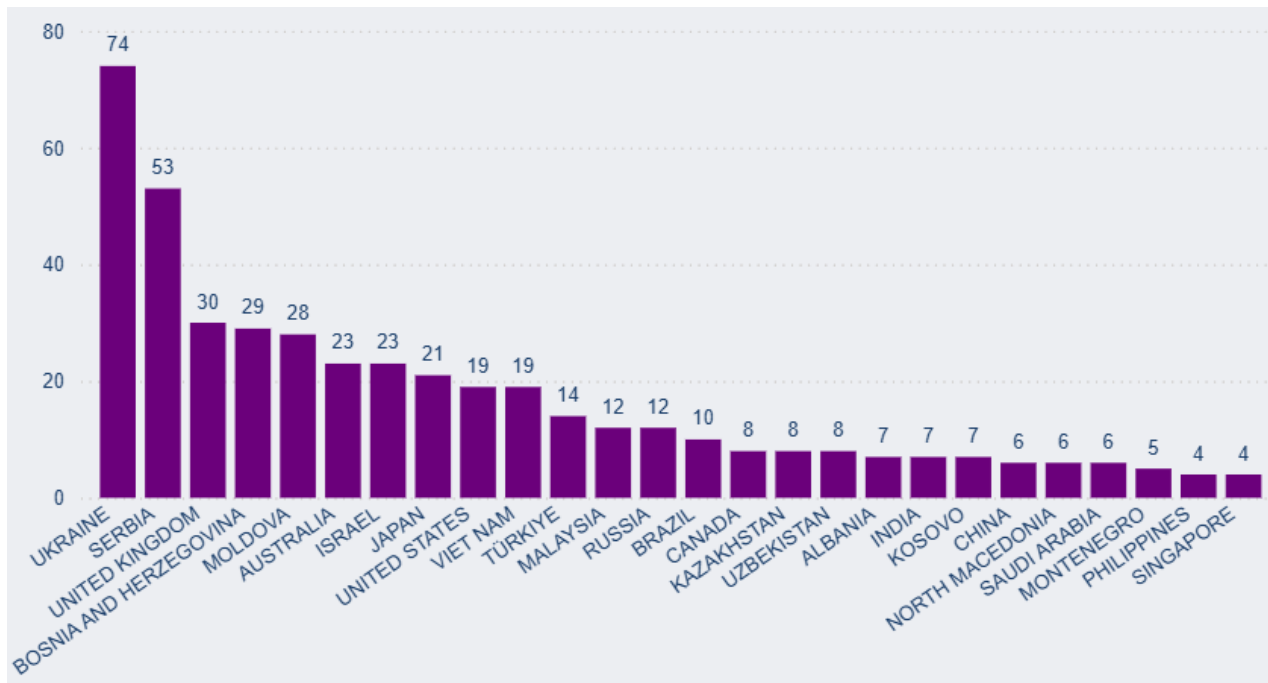
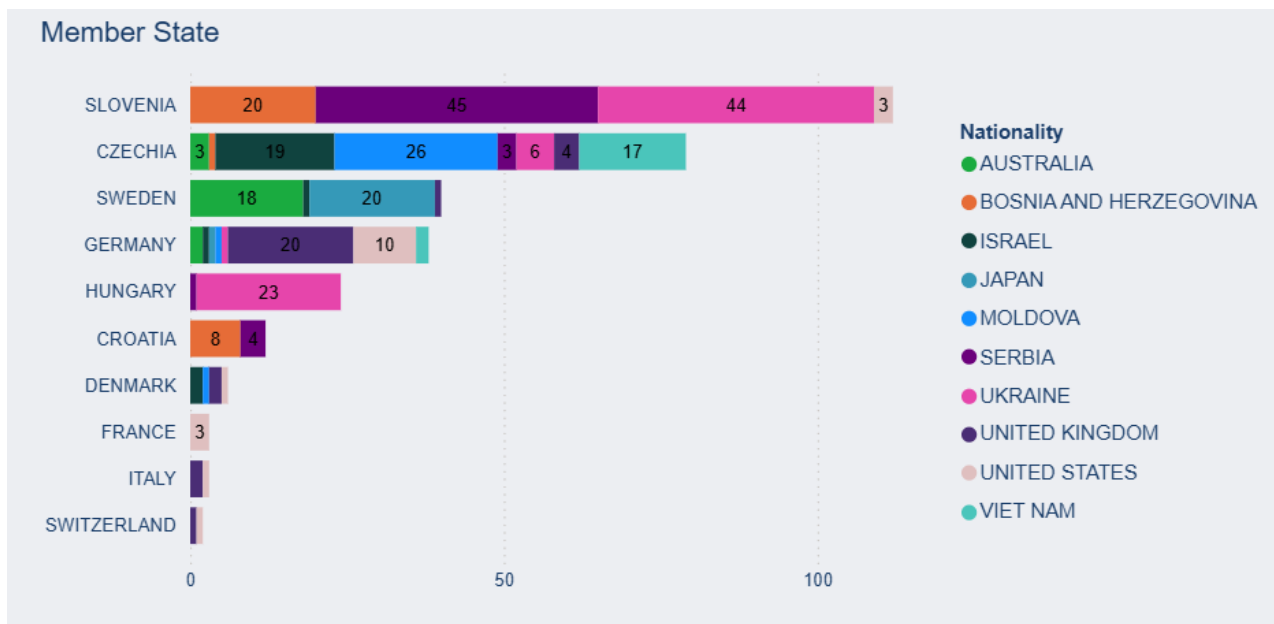


Figure 15: Correlation between Member States and nationalities of extended authorisations for stay ⁽²¹⁾



⁽²⁰⁾ The graph shows nationalities with more than three entries, see Annex for full list.

⁽²¹⁾ The graph shows only the data for the top 10 nationalities, therefore the total numbers per Member State do not match the numbers on Figure 13

5.2. Extended authorisations for stay by sex and age

Out of the total 479 TCNs whose stay was extended, **266** were **male** and **213** were **female**. The most common age group was **20–30 years**, accounting for almost one third of all extended stays.

Figure 17 shows the breakdown by Member State and sex of the third country nationals. A combination of Member State, sex and age group of TCNs is in the Annex.

Figure 16: Extended authorisations for stay by sex and age

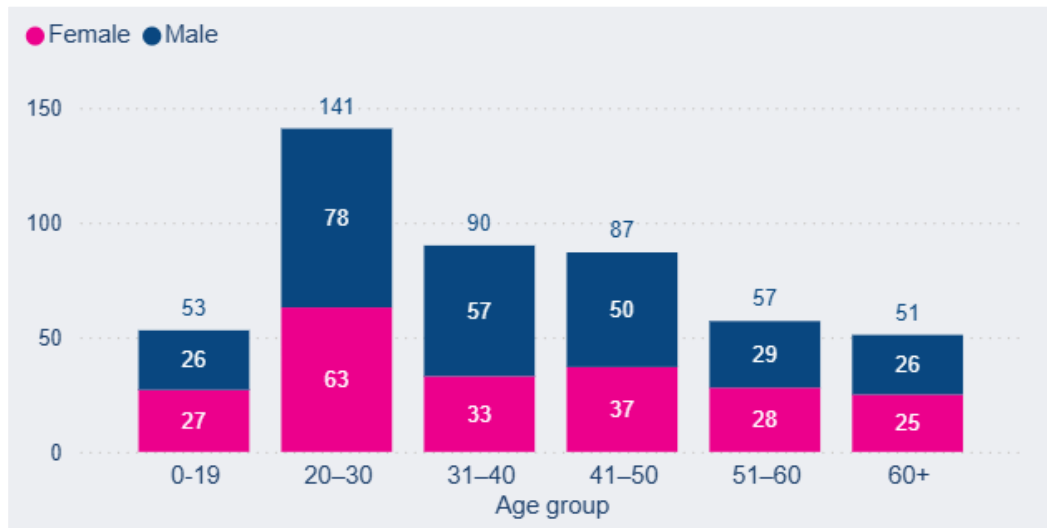
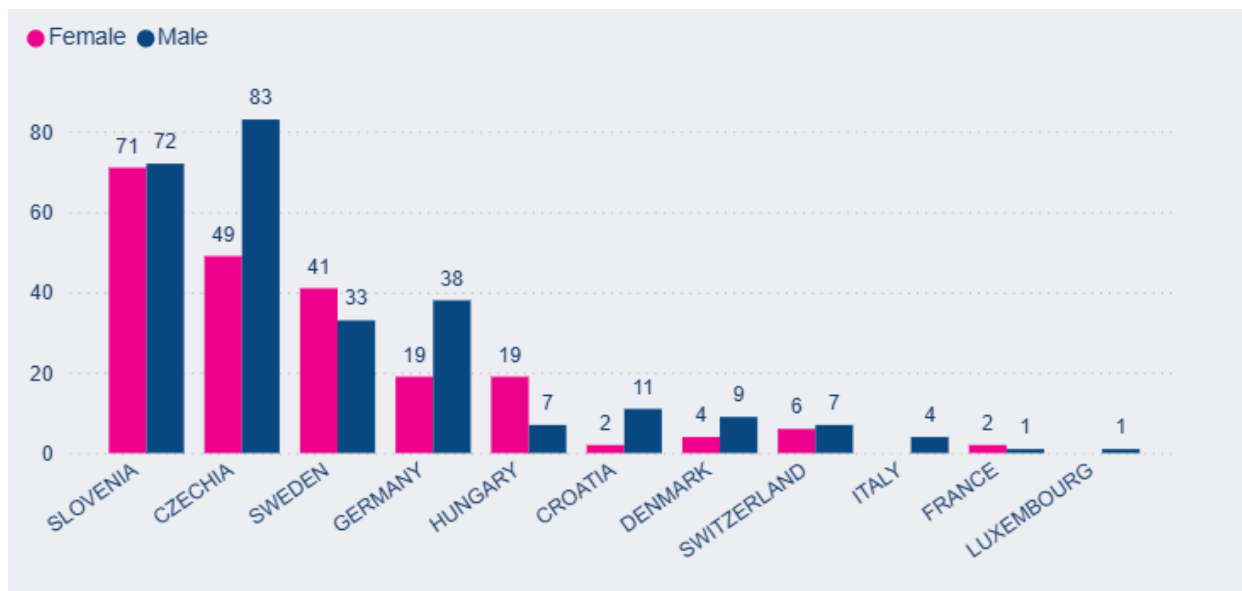


Figure 17: Extended authorisations for stay by Member State and sex



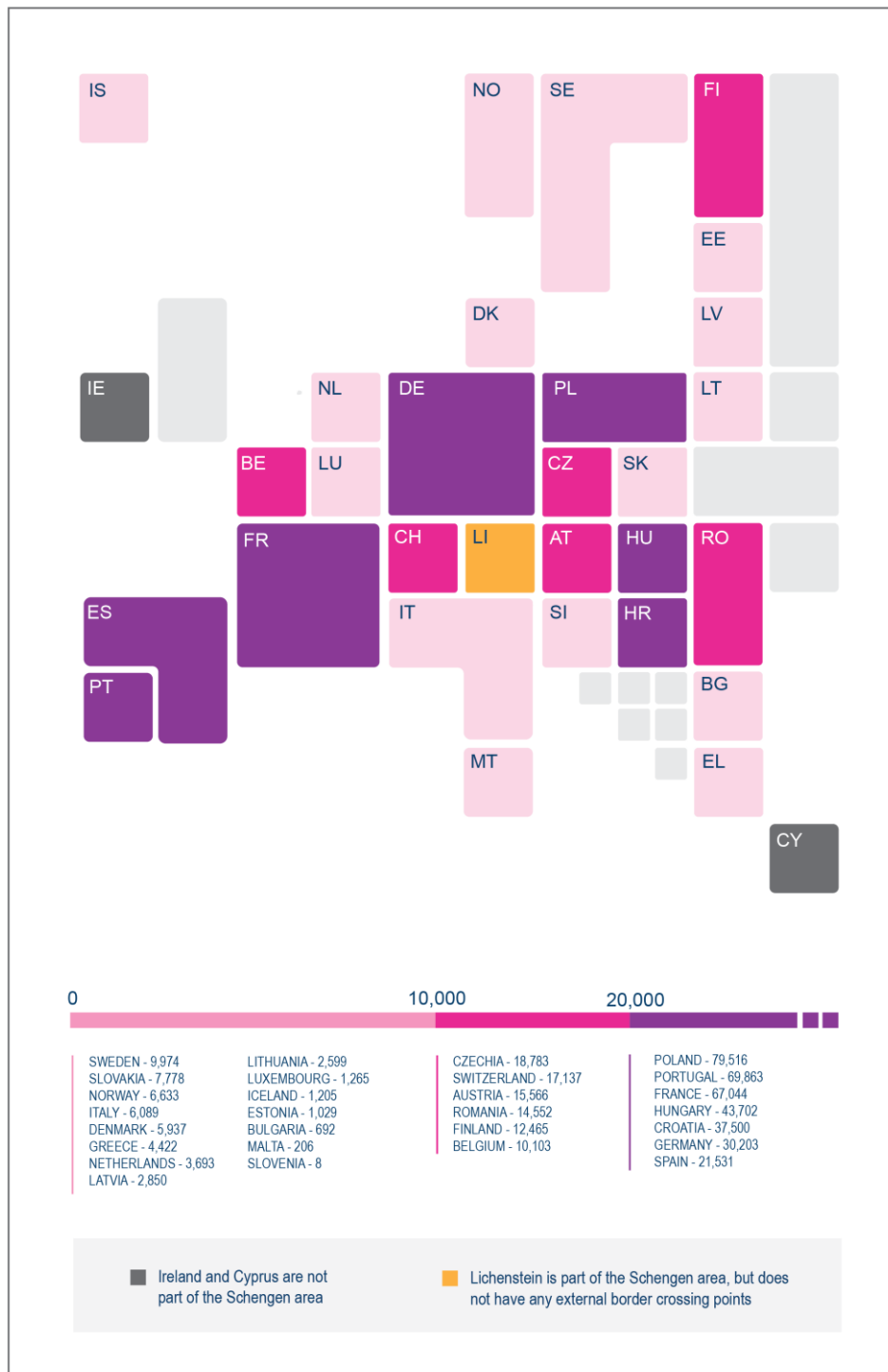
EXEMPTION
FROM GIVING
FINGERPRINTS

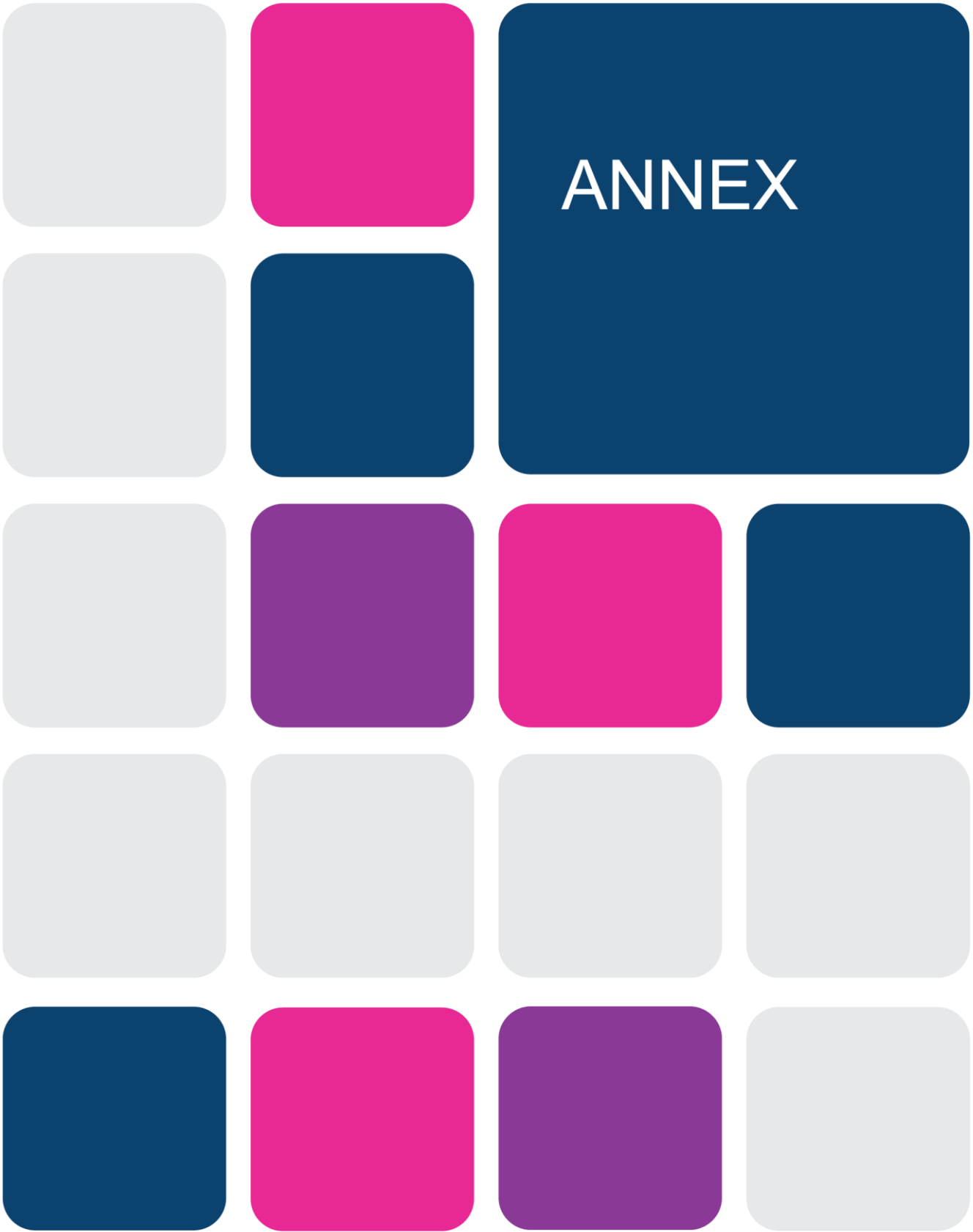


6. Third-country nationals exempt from giving fingerprints

In total, **492 345 TCNs** were exempt from giving fingerprints in the reporting period, as per Articles 17(3) and (4) of the EES Regulation (children under the age of 12 and persons for whom fingerprinting is physically impossible). It is important to note that there are also other grounds for exemptions, such as if a person already holds a visa.

Figure 18: Exemptions from giving fingerprints per Member State





Annex

Table 1: Refusals by nationality of the third-country national and Member State issuing the refusal ⁽²²⁾

Nationality	A	BE	BG	CH	CZ	D	EE	ES	FI	FR	DE	EL	HR	HU	IT	LV	LT	LU	M	NL	NO	PL	PT	RO	SK	SI	SE	Grand Total
Afghanistan	2		2	4						1	11				1					2	1	1						25
Albania	9	11	1	16	2	1			1	2	42	330	111	47	355			1	14			6		11		1	7	968
Algeria		1	10	1			1	2	1	13	5				3				5									42
Angola										3													31					34
Antigua and Barbuda																1												1
Argentina				1			2				1			1	4								5					14
Armenia			4				1		1		2	1			3	1						5						18
Australia			1	2								1	1									1					2	8
Azerbaijan	3		2	1			2				5			3		3						7		1				27
Bahrain								1																			1	2
Bangladesh															12				1				3				7	23
Belarus			1				2									14	20					46		1				84
Bolivia										3					4								2					9
Bosnia and Herzegovina			2	3							6		254	4	1												2	272
Botswana											1																	1
Brazil	2			4		1				19	9	1	5	2	13							15	153					224
Burkina Faso		1										1															1	3
Cambodia																							1					1
Cameroon			1	2						2		1			3		1						1				1	12
Canada	2			2			1			2	3											1					1	12
Cape Verde																							17					17
Central African Republic	1									2																		3
Chad										2																		2
Chile				1						3					3								3				1	11
China	1	2	3	1	1	2	3		2	2	15	1	7	3	15			1	2		2		1			6	70	
Colombia		1	2	3			3			42	7		2	4	7				3	1		114	4	6	2		2	203
Comoros								1		2					1													4
Congo (Brazzaville)										3					1							3	1					8

⁽²²⁾ Here and in other tables, only Member States with data are shown. Iceland and Liechtenstein did not insert any refusals in the system in 2025.

Nationality	A	BE	BG	CH	CZ	D	EE	ES	FI	FR	DE	EL	HR	HU	IT	LV	LT	LU	M	NL	NO	PL	PT	RO	SK	SI	SE	Grand Total
Congo (Kinshasa)		2		1						8								2			1		2					16
Costa Rica							1																					1
Côte d'Ivoire										6	3				4								4					17
Cuba										2							1											3
Dominica		1																			6							7
Dominican Republic	2									5		1			3													11
East Timor		4																					1					5
Ecuador										21	1				1									1		1		24
Egypt	2		4	1						2	3	1		1	45												1	60
El Salvador										1																		1
Equatorial Guinea																							3					3
Eritrea	1			2						4	9						1				1	2	1					21
Ethiopia				1						1					1												1	4
Gambia		1													2								1					4
Georgia	8	3	20	11	6		7		1	1	39	21	8	26	52	3	7			2	2	74		2	1		7	301
Ghana		1								1	3				4		1		1				4				1	16
Guatemala										3																		3
Guinea							2			5												1	5					13
Guinea-Bissau																							13					13
Honduras										1																		1
Hungary	1																											1
India	1		3	2			2		4	1	8	3	5		21	2	1		1		4	1	1				17	77
Indonesia				1					1		4		1		1													8
Iran	1			3						3	6	8		1	14						2					1		39
Iraq				2		1	1		4		11	5	1	1	3													29
Israel	1			1			12				4		1		1	2	2		1			1	2					28
Japan	1																				1		1					3
Jordan			3	1						1	4				1			1									1	12
Kazakhstan	1		2				1			1	1		1		1	7	6					1					1	23
Kenya				1						1	3								1									6
Kosovo (*)	1	4	9	53	2				1		57	12	47	26	37			3				1					8	261
Kyrgyzstan	2		1				3		2		1				2		1	2										14
Lebanon			1	3						4	2														2			12
Libya			1							7	1				13				1									23
Madagascar										2																		2
Malawi				1																								1
Malaysia				1			1															1						3
Mali										2	4																	6
Mauritania										1	2										5							8
Mauritius				1																			1					2
Mexico				2			1		1	1			1		3								7					16

Nationality	A	BE	BG	CH	CZ	D	EE	ES	FI	FR	DE	EL	HR	HU	IT	LV	LT	LU	M	NL	NO	PL	PT	RO	SK	SI	SE	Grand Total
Moldova	2	4	2	3	1		98		1	7	34	3	1	1	55	75	21					82	16	195	2		3	606
Mongolia				1																			1					2
Montenegro			1		1						1	1	11	3	2													20
Morocco	1	2								10	3	11			19			1				2	5				1	55
Mozambique															1						1		6					8
Myanmar											3																	3
Namibia				1																								1
Nepal			1							1		4																6
New Zealand					1							1	2									1						5
Nicaragua											7			1														8
Niger											2																	2
Nigeria			5	1					2	2	2				5		2		1			1	3				4	28
North Macedonia	3	1	1	8	1		1				13	76	23	19	9				1			2		14			2	174
Pakistan	1						1			2	3	3	3		9		1	1			5	1	3				9	42
Palestine(**)			13									1		1					2						1			18
Paraguay											5				9								3					17
Peru		1				1	3			11	3				15							2	9					45
Philippines	1		1	2			1			1	4		1		2						3	3					2	21
Refugee (1951 Convention)	2			3						1	8				1													15
Russia	2		4	2	6		43		2	3	4	2	12	4	3	25	27	1			15	24	1	3	3		24	210
Rwanda									1						1								2					4
Saint Kitts and Nevis	2																											2
Saint Lucia											2										2							4
São Tomé and Príncipe																							11					11
Saudi Arabia	5				1	1				1	1				1						2						1	13
Senegal		1		1						1					2								6				1	12
Serbia	2	1	69	8	1		13				12	7	122	131	6				2		3			18			11	406
Sierra Leone										1																		1
Singapore															1													1
Somalia															3							2						5
South Africa											2	1											1					4
South Korea						1			3	1	1											1		2				9
Sri Lanka			1	3							3				3	1					1							12

Nationality	A	BE	BG	CH	CZ	D	EE	ES	FI	FR	DE	EL	HR	HU	IT	LV	LT	LU	M	NL	NO	PL	PT	RO	SK	SI	SE	Grand Total
Stateless (1954 Convention)											2											1						3
Sudan										1	3							1				1						6
Syria	1			2			1			2	5	1		2						1			2	1			2	20
Taiwan														1								1						2
Tajikistan							2			2	2				1	2						23						32
Tanzania											1																	1
Thailand				1							4	4															3	12
Timor-Leste									5						5													10
Togo										1																		1
Tunisia			1							10	4	2			20				4			1						42
Türkiye	10	1	100	6	1	6	6		2	2	36	92	13	4	43	4	2				1	9	4	2		2	13	359
Turkmenistan															2							1			1			4
Uganda															1													1
Ukraine		1	6	1	1	1	3				21	3	1	18	5	29	2	1				2 30	2	39	16		3	2 45 5
United Kingdom	2		6	8	2	2	2		1	2	8	1	1		5	3			4	3	3	5	9		1		12	80
United States	6			17	1		3		1	3	12				18	1			1		1	2	11				6	83
Unknown																							4					4
Unspecified			1																			1						2
Uruguay																						1						1
Uzbekistan							3				2					10	7					7						29
Venezuela	2			2						5	2	1			6								9					27
Viet Nam			4								1			21		1						1			2			30
Yemen	1														3							3						7
Zimbabwe				1											1								1					3
Grand total	85	44	289	200	28	17	226	4	37	270	475	601	635	327	890	185	103	14	45	16	56	2 76	377	297	31	3	165	8 18 0

(*) This designation is without prejudice to positions on status, and is in line with UNSCR 1244/1999 and the ICJ Opinion on the Kosovo declaration of independence.

(**) This designation shall not be construed as recognition of a State of Palestine and is without prejudice to the individual positions of the Member States on this issue.

Table 2: Refusals of entry per Member State, age and sex

Age group	0–19	20–30	31–40	41–50	51–60	60+	Total
Austria	9	27	17	15	6	11	85
Female	5	10	5	6	2	5	33
Male	4	17	12	9	4	6	52
Belgium	2	12	12	9	7	2	44
Female	1	3	4	3	3	1	15
Male	1	9	8	6	4	1	29
Bulgaria	12	69	86	70	24	28	289
Female	3	10	19	16	9	10	67
Male	9	59	67	54	15	18	222
Croatia	23	216	156	131	80	29	635
Female	7	21	17	14	12	3	74
Male	16	195	139	117	68	26	561
Czechia	1	8	7	8	4		28
Female		2	2	1	1		6
Male	1	6	5	7	3		22
Denmark		6	6	3	2		17
Female		1	3	1			5
Male		5	3	2	2		12
Estonia	28	39	48	60	35	16	226
Female	16	11	11	16	18	11	83
Male	12	28	37	44	17	5	143
Finland	2	12	13	6	4		37
Female		3	3		1		7
Male	2	9	10	6	3		30
France	18	87	82	50	18	15	270
Female	9	38	24	18	7	9	105
Male	9	49	58	32	11	6	165
Germany	27	138	130	91	58	31	475
Female	15	43	29	22	24	18	151
Male	12	95	101	69	34	13	324
Greece	31	177	157	124	72	40	601
Female	12	28	21	25	15	15	116
Male	19	149	136	99	57	25	485
Hungary	31	98	86	56	38	18	327
Female	14	20	13	17	16	10	90
Male	17	78	73	39	22	8	237
Italy	35	342	248	154	70	41	890
Female	5	59	29	31	18	19	161
Male	30	283	219	123	52	22	729
Latvia	5	28	48	51	36	17	185
Female	2	6	11	9	8	2	38

Age group	0-19	20-30	31-40	41-50	51-60	60+	Total
Male	3	22	37	42	28	15	147
Lithuania	2	14	31	30	18	8	103
Female		3	5	3	3	3	17
Male	2	11	26	27	15	5	86
Luxembourg	2	5	3	3	1		14
Female			1	2			3
Male	2	5	2	1	1		11
Malta	2	19	12	6	3	3	45
Female	1	5	1	1	1	1	10
Male	1	14	11	5	2	2	35
Netherlands	1	8	4	3			16
Female	1	1					2
Male		7	4	3			14
Norway	1	26	14	8	3	4	56
Female	1	11	5	2		2	21
Male		15	9	6	3	2	35
Poland	570	759	406	453	287	285	2 760
Female	269	399	193	268	213	181	1 523
Male	301	360	213	185	74	104	1 237
Portugal	45	140	77	60	36	19	377
Female	23	51	36	24	11	12	157
Male	21	89	41	36	25	7	219
Unspecified	1						1
Romania	20	104	85	44	28	16	297
Female	11	20	26	16	8	7	88
Male	9	84	59	28	20	9	209
Slovakia	4	10	5	5	2	5	31
Female	3	2	3	3	2	4	17
Male	1	8	2	2		1	14
Slovenia		2	1				3
Female		1					1
Male		1	1				2
Spain			1	2		1	4
Female						1	1
Male			1	2			3
Sweden	6	45	44	33	22	15	165
Female	1	19	10	8	9	6	53
Male	5	26	34	25	13	9	112
Switzerland	10	74	55	29	20	12	200
Female	4	16	14	8	10	6	58
Male	6	58	41	21	10	6	142

Table 3: Revoked authorisations per Member State and nationality

Nationality	AT	BE	BG	CH	CZ	DE	EE	EL	ES	FR	HR	HU	IS	IT	LT	LV	NL	NO	PL	PT	SE	SI	Grand Total	
Albania					1																		1	
Algeria									1	2				1		1								5
Armenia					2					1						1								4
Azerbaijan												1				2								3
Bangladesh					1					1														2
Belarus			4				1							1		7			30					43
Bosnia and Herzegovina											2													2
Cameroon										2		1												3
China	1	1								4		1			1		1							9
Congo (Brazzaville)			1							1														2
Congo (Kinshasa)		1																			1			2
Côte d'Ivoire		1								1														2
Egypt										1														1
Eritrea																					1			1
Ethiopia																		1						1
Gabon										2														2
India					1	1		1		1			1			2	2	1			2			12
Israel					2																			2
Jordan	1															1						1		3
Kazakhstan					1							1												2
Kenya																						1		1
Kuwait														1										1
Kyrgyzstan																1						1		2
Lebanon				1														1						2
Moldova					35																			35
Morocco									2	4														6
Nepal																1	1							2
Niger		4																						4
Nigeria					1					1												2		4
North Macedonia	1				1																			2
Oman					1																			1
Pakistan																				1	2			3
Palestine													1											1
Philippines	2							1																3
Qatar					3	1																		4

Nationality	AT	BE	BG	CH	CZ	DE	EE	EL	ES	FR	HR	HU	IS	IT	LT	LV	NL	NO	PL	PT	SE	SI	Grand Total	
Russia												1				19			9				29	
Saudi Arabia									1	2													3	
South Korea					1																		1	
Senegal										1						1					1		3	
Serbia					2																		2	
Sri Lanka																1					1		2	
Swaziland																		1					1	
Syria								1															1	
Tunisia														2										2
Türkiye	3		2		4			15	1		1	3				4		1			2		36	
Uganda																					3		3	
Ukraine					4																	1	5	
United Kingdom					3																		3	
United States																						1	1	
Uzbekistan							2									13			2				17	
Venezuela					1																		1	
Grand total	8	7	7	1	64	2	3	18	5	24	3	8	1	6	1	54	4	5	41	1	18	2	283	

Table 4: Revoked authorisations per Member State, age and sex

	0–19	20–30	31–40	41–50	51–60	60+	Grand Total
Austria		2	2	2	1	1	8
Female		1		1			2
Male		1	2	1	1	1	6
Belgium	3		1	3			7
Female	3			1			4
Male			1	2			3
Bulgaria		1	3	2	1		7
Male		1	3	2	1		7
Croatia			1		2		3
Male			1		2		3
Czechia	5	20	16	15	6	2	64
Female		3	5	4	3		15
Male	5	17	11	11	3	2	49
Estonia			2		1		3
Male			2		1		3

	0–19	20–30	31–40	41–50	51–60	60+	Grand Total
France	1	2	9	7	1	4	24
Female		1	4	2		1	8
Male	1	1	5	5	1	3	16
Germany		1			1		2
Female					1		1
Male		1					1
Greece	1	3	6	5	3		18
Female			1				1
Male	1	3	5	5	3		17
Hungary			5	3			8
Female			2				2
Male			3	3			6
Iceland		1					1
Female		1					1
Italy	1	1	1	2	1		6
Female			1	2			3
Male	1	1			1		3
Latvia		15	12	14	11	2	54
Female				1	1		2
Male		15	12	13	10	2	52
Lithuania			1				1
Female			1				1
Netherlands		2		2			4
Male		2		2			4
Norway		3	2				5
Female			1				1
Male		3	1				4
Poland	1	5	5	8	7	15	41
Female	1	2	1	4	3	10	21
Male		3	4	4	4	5	20
Portugal				1			1
Male				1			1
Slovenia		2					2
Male		2					2
Spain		1	3	1			5
Female			1				1
Male		1	2	1			4
Sweden	1	3	7	4	2	1	18
Female	1	1	3	1		1	7
Male		2	4	3	2		11

	0–19	20–30	31–40	41–50	51–60	60+	Grand Total
Switzerland					1		1
Male					1		1

Table 5: Extended authorisations by Member State and nationality

Nationality	CH	CZ	DE	DK	FR	HR	HU	IT	LU	SE	SI	Grand Total
Albania		5						1			1	7
Armenia		2										2
Australia		3	2							18		23
Azerbaijan		3										3
Bangladesh				1								1
Bhutan	1											1
Bosnia and Herzegovina		1				8					20	29
Brazil										9	1	10
Canada			2			1				2	3	8
Chile										1	1	2
China	2		2								2	6
Colombia		1										1
Costa Rica										1		1
Dominican Republic											1	1
Egypt		2										2
Georgia		1										1
India		6									1	7
Israel		19	1	2						1		23
Japan			1							20		21
Jordan			1									1
Kazakhstan		7	1									8
Kosovo	3						1				3	7
Kuwait			1									1
Malaysia										11	1	12
Mexico										2		2
Moldova		26	1	1								28
Montenegro				1							4	5
Nepal		1										1
New Zealand										2		2
North Macedonia		3									3	6
Oman		1										1
Pakistan		1	1									2

Nationality	CH	CZ	DE	DK	FR	HR	HU	IT	LU	SE	SI	Grand Total
Philippines	1	2									1	4
Qatar			1									1
Russia	2		3				1				6	12
Saudi Arabia		4	1								1	6
Serbia		3				4	1				45	53
Singapore										4		4
South Africa		1	1									2
South Korea		1								2		3
Taiwan		1										1
Tunisia											1	1
Türkiye	2	6	3	2					1			14
Uganda				3								3
Ukraine		6	1				23				44	74
United Kingdom	1	4	20	2				2		1		30
United States	1		10	1	3			1			3	19
Uzbekistan		5	2								1	8
Viet Nam		17	2									19
Grand Total	13	132	57	13	3	13	26	4	1	74	143	479

Table 6: Extended authorisations of stay by Member State, age group and sex

Age group	0–19	20–30	31–40	41–50	51–60	60+	Grand
Croatia	2	4	1	2	2	2	13
Female		2					2
Male	2	2	1	2	2	2	11
Czechia	23	23	32	27	11	16	132
Female	12	6	10	7	6	8	49
Male	11	17	22	20	5	8	83
Denmark	1	8	1	1	1	1	13
Female		3			1		4
Male	1	5	1	1		1	9
France		1	1			1	3
Female		1				1	2
Male			1				1
Germany		10	15	10	13	9	57
Female		6	5	2	5	1	19

Age group	0–19	20–30	31–40	41–50	51–60	60+	Grand	
Hungary	Male		4	10	8	8	38	
	Female	4	6	4	4	6	26	
Italy	Male	3	4	2	4	4	19	
	Female	1	2	2		2	7	
Luxembourg	Male	1	1	2			4	
	Female	1	1	2			4	
Slovenia	Male			1			1	
	Female			1			1	
Sweden	Male	16	66	21	22	10	8	143
	Female	9	31	10	10	5	6	71
Switzerland	Male	7	35	11	12	5	2	72
	Female	6	22	10	17	10	9	74
Grand Total	Male	3	10	5	11	6	6	41
	Female	3	12	5	6	4	3	33
Grand Total	Male			2	4	4	3	13
	Female			1	3	1	1	6
Grand Total	Male			1	1	3	2	7
	Female	53	141	90	87	57	51	479

