



SIS II – 2020 statistics

March 2021

This report has been produced pursuant to Article 50(3) of Regulation (EC) No 1987/2006 and Article 66(3) of Council Decision 2007/533/JHA for the purpose of publishing statistics on the second generation Schengen Information System (SIS II).

The report is in the public domain and reproduction is authorised, except for commercial purposes, provided that the source is acknowledged.

eulisa.europa.eu

ISBN 978-92-95217-88-1

ISSN 2467-0766

doi:10.2857/850751

Catalogue number: EL-AH-21-001-EN-N

© European Union Agency for the Operational Management of Large-Scale IT Systems in the Area of Freedom, Security and Justice (eu-LISA), 2021

Contents

2020: SIS in operations for 25 years	4
1. Access to SIS II.....	6
2. Number of alerts in SIS II	10
2.1 Alerts on persons	13
3. Number of hits.....	14
4. Trend: average daily searches and hits	15
Conclusion	16

2020: SIS in operations for 25 years

2020 marked the 25th anniversary of the entry into operations of the Schengen Information System (SIS). Today, SIS is the most widely used and largest information sharing system for security and external border management in Europe. It is the key compensatory measure for the abolition of internal border controls, offering essential support to internal security across the Schengen area.

SIS is a cornerstone of the Schengen *acquis*, facilitating the free movement of people in the Schengen area, supporting internal checks and border controls at the external borders, ensuring a high level of security and contributing to law enforcement and judicial cooperation across Europe.

The second generation of SIS has been in operation since 2013. eu-LISA is in charge of the operational management of the central system and the communication infrastructure, ensuring agile project management for its timely evolution and 24/7 operational monitoring support. Important milestones in the recent years included:

- the deployment of the SIS II Automated Fingerprint Identification System (AFIS) in March 2018;
- the adoption of the recast Regulations in December 2018;
- in 2020, the implementation of the SIS recast continued, and the Agency provided its support to Member States to comply with the obligation of enabling SIS-AFIS searches by 28.12.2020;
- for the first time, the disconnection of a Member State was planned and tested¹. The UK was still a SIS II user in 2020, as reflected in the statistics contained in this report.

In its first 25 years of operations, the SIS demonstrated that it is a crucial piece of the Schengen jigsaw. Its use grew considerably, reaching the record of 18 million searches per day (on average) in 2019. This is triple the number of searches compared to those in 2014² performed by the competent authorities all over Europe. In addition, hits processed by the SIRENE Bureaux more than doubled between 2014 and 2019, reaching on average 777 hits per day in 2019. In operational terms, this means that SIS II contributed to solving the record number of 777 cases (on average) dealt by the competent authorities per day in 2019 across Europe.



In 2020, the system was used by 30 Member States³, Europol and Eurojust. The use of the system was very much affected by the COVID-19 crisis, the related reduction in activities and the reduction in the number of border checks performed during the year, due to the travel restrictions imposed by most of the Member States for a considerable part of the year. Whereas the SIS II searches performed in 2020 witnessed an important reduction of 44% compared to 2019, the number of alerts continued to increase, even though at a different pace compared to that of the past few years.

There are several challenges ahead for SIS and its community. Firstly, the integration of Ireland and Cyprus in 2021 as new users; secondly the completion of the 3-year recast project, including the integration of Frontex and the extended access for Europol and Eurojust; and, thirdly the implementation of the new interoperable architecture for the area of Justice and Home affairs. The recast is a major enhancement of the system, in particular strengthening the ability of SIS to fight against terrorism and cross-border crime, improving border and migration management and ensuring effective information exchange between Member States, while increasing the security of European citizens. Certainly, all these developments will result in an additional increase in the use of SIS.

Furthermore, the landscape in which SIS operates will change, as reflections and discussions on the future of Schengen were initiated by the European Commission in the fourth quarter of 2020.

¹ The disconnection of the United Kingdom was implemented at the beginning of 2021.

² In 2014, 6 million searches per day (on average) were performed. Further information is available on the eu-LISA website <https://www.eulisa.europa.eu/>

³ Under the term Member States, the current document refers to the Member States of the EU and Associated Countries, which were bound under Union law by the legislative instruments governing SIS II in 2020, unless further explained. The Member States of the EU connected to SIS II as at 31 December 2020 were: Austria, Belgium, Bulgaria, Croatia, the Czech Republic, Denmark, Estonia, Finland, France, Germany, Greece, Hungary, Italy, Latvia, Lithuania, Luxembourg, Malta, the Netherlands, Poland, Portugal, Romania, Slovakia, Slovenia, Spain, Sweden and the United Kingdom. The Associated Countries connected to SIS II were: Iceland, Liechtenstein, Norway and Switzerland.

Introductory note

In accordance with Article 50(3) of the SIS II Regulation⁴ and Article 66(3) of the SIS II Decision⁵ (the 'SIS II Regulation' and 'SIS II Decision'), eu-LISA publishes statistical data on SIS II on an annual basis, including:

- the number of records per category of alert,
- the number of hits per category of alert, and
- how many times SIS II was accessed in total and by each Member State.

This document includes the above-mentioned statistical data for the period from 1 January to 31 December 2020. Data on searches and hits is reported by Member States connected to SIS II; data on access for alert management and the number of alerts is generated by the central system.

Europol⁶ and Eurojust⁷ have the right, within their respective mandates, to access and search data directly in SIS II, and used the system in 2020. However, the statistics on access to SIS II by the EU Agencies are not included within the scope of this document, as it only covers access by Member States.

On 28 December 2018, new SIS regulations entered into force. These regulations (Regulation (EU) 2018/1860, Regulation (EU) 2018/1861 and Regulation (EU) 2018/1862) lay down different reporting obligations. However, the new obligations will only be reflected in statistical reports once the regulations become fully applicable at the end of the 2019-2021 implementation period.

Data for previous years – and revised versions thereof – are available on the eu-LISA website⁸.

⁴ Regulation (EC) No 1987/2006 of the European Parliament and of the Council on the establishment, operation and use of the second generation Schengen Information System (SIS II), OJ L 381, 28.12.2006.

⁵ Council Decision 2007/533/JHA on the establishment, operation and use of the second generation Schengen Information System (SIS II), OJ L 205, 7.8.2007.

⁶ Article 41 SIS II Decision.

⁷ Article 42 SIS II Decision.

⁸ <https://www.eulisa.europa.eu/our-publications/reports>

1. Access to SIS II

Access to SIS II is defined as:

- any search (query) made in the central SIS II or a national copy of the SIS II⁹, regardless of whether or not there is a hit;
- any alert management operation (creation, updating, deletion or change of expiry date) performed.

Every access is counted, even if an access resulted in an error and an error message was returned from the system.

In 2020, SIS II was accessed **3,735,340,150** times in total by all Member States. A breakdown of access per Member State is provided in Table 1.

Compared with 2019, the annual number of searches in SIS II fell by **44%**.

Table 1: Breakdown of access per Member State in 2020

Member State	Total searches	Create	Update	Delete	Change expiry date	Accesses alert management	Total Accesses
AT	86,636,133	93,089	97,388	31,441	16,070	237,988	86,874,121
BE	45,428,420	393,717	117,281	37,327	81,870	630,195	46,058,615
BG	103,138,617	316,471	3,411	174,300	403	494,585	103,633,202
HR	226,763,532	74,420	10,400	28,594	4,304	117,718	226,881,250
CZ	88,725,438	340,860	146,462	117,108	65,031	669,461	89,394,899
DK	16,706,925	1,343,181	936,755	445,480	729,685	3,455,101	20,162,026
EE	40,129,411	72,020	1,519	36,572	1,436	111,547	40,240,958
FI	78,484,089	42,909	614	689	221	44,433	78,528,522
FR	769,638,177	605,544	546,999	100,839	31,814	1,285,196	770,923,373
DE	287,732,085	30,393	1,795	6,638	361	39,187	287,771,272
EL	30,025,104	1,667,611	353,748	343,422	285,416	2,650,197	32,675,301
HU	94,356,684	171,102	25,645	32,546	27,902	257,195	94,613,879
IS	1,390,623	105,297	745	27,137	807	133,986	1,524,609
IT	261,872,190	175,005	20,388	47,164	50,018	292,575	262,164,765
LV	36,964,399	907	386	21	42	1,356	36,965,755
LI	924,789	1,926,988	28,447	256,796	38,945	2,251,176	3,175,965
LT	33,343,276	742	331	135	53	1,261	33,344,537
LU	7,508,247	109,091	2,872	38,907	73	150,943	7,659,190
MT	15,630,592	3,774	651	2,159	344	6,928	15,637,520
NL	135,679,964	22,729	1,752	2,758	158	27,397	135,707,361
NO	41,092,142	10,368	3,135	2,491	155	16,149	41,108,291
PL	222,988,726	371,668	16,234	9,372	13,925	411,199	223,399,925
PT	17,538,269	62,731	9,998	9,630	6,097	88,456	17,626,725
RO	181,851,278	430,608	59,847	93,291	9,620	593,366	182,444,644
SK	15,331,828	69,721	1,482	20,434	2,045	93,682	15,425,510
SI	75,004,650	180,637	8,036	14,727	3,523	206,923	75,211,573
ES	457,695,597	145,051	28,556	13,512	7,475	194,594	457,890,191
SE	53,827,437	15,426	4,436	2,752	1,170	23,784	53,851,221
CH	122,101,326	136,334	40,317	37,646	24,443	238,740	122,340,066
UK	170,323,073	1,374,273	45,742	352,703	9,093	1,781,811	172,104,884
Total	3,718,833,021	10,292,667	2,515,372	2,286,591	1,412,499	16,507,129	3,735,340,150

Source: eu-LISA.

In 2020, searches in SIS II AFIS were performed by Austria, Belgium, Bulgaria, the Czech Republic, Denmark, Germany, Hungary, Iceland, Italy, Latvia, Liechtenstein, Lithuania, Luxembourg, the Netherlands, Portugal, Romania and Slovenia.

Manually processed searches are defined as searches (queries) involving human intervention, e.g. searches by staff using radios, telephones, computer terminals, document scanners and other forms of traditional search where a user makes the decision to carry out a search. On the other hand, automatically processed searches happen without any human intervention, e.g. searches carried out by automatic number plate recognition

⁹ Member States without a national copy, and therefore searching only the Central System are Denmark, Finland, Liechtenstein, Norway and Slovenia. In addition, in 2020 also Austria, Belgium, Croatia, the Czech Republic, Greece, Hungary, Iceland, Luxembourg, the Netherlands, Poland, Portugal, Romania, Slovakia, Sweden and Switzerland partially used the Central System for alphanumeric searches.

systems (ANPR) or other types of automated bulk searches. A breakdown of manual and automated searches – if data is provided by the Member State¹⁰ - is provided in Table 2.

Table 2: Breakdown of searches per Member State¹¹ in 2020

Member State	Manual searches	Automated searches	Total searches
AT	86,636,133		86,636,133
BE	13,340,285	32,088,135	45,428,420
BG	2,315,988	100,822,629	103,138,617
HR	226,763,532		226,763,532
CZ	50,999,080	37,726,358	88,725,438
DK	16,706,925		16,706,925
EE	n/a	n/a	40,129,411
FI	74,143,842	4,340,247	78,484,089
FR	302,904,334	466,733,843	769,638,177
DE	n/a	n/a	287,732,085
EL	30,025,104		30,025,104
HU	94,356,684		94,356,684
IS	1,269,580	121,043	1,390,623
IT	130,832,968	131,039,222	261,872,190
LV	25,300,981	11,663,418	36,964,399
LI	665,427	259,362	924,789
LT	33,343,276		33,343,276
LU	2,379,849	5,128,398	7,508,247
MT	3,865,724	11,764,868	15,630,592
NL	103,267,498	32,412,466	135,679,964
NO	39,912,997	1,179,145	41,092,142
PL	222,988,726		222,988,726
PT	n/a	n/a	17,538,269
RO	181,851,278		181,851,278
SK	10,012,370	5,319,458	15,331,828
SI	75,004,650		75,004,650
ES	317,775,777	139,919,820	457,695,597
SE	53,827,437		53,827,437
CH	n/a	n/a	122,101,326
UK	135,956,529	34,366,544	170,323,073
Total	2,236,446,974	1,014,884,956	3,718,833,021

Source: eu-LISA.

As in the past, France was the Member State performing the majority of searches, with 21% of the total in 2020, followed by Spain with 12%, Germany with 8%, and Italy with 7%.

Furthermore, there was a **44% reduction in searches** compared to the previous year. 28 Member States reported a substantial reduction in searches due to restrictions of activities owing to the COVID-19 crisis. The largest reductions were in Portugal, where searches fell by 86% compared with 2019, followed by reductions in Iceland of 79%, Denmark of 72% and the United Kingdom of 70%.

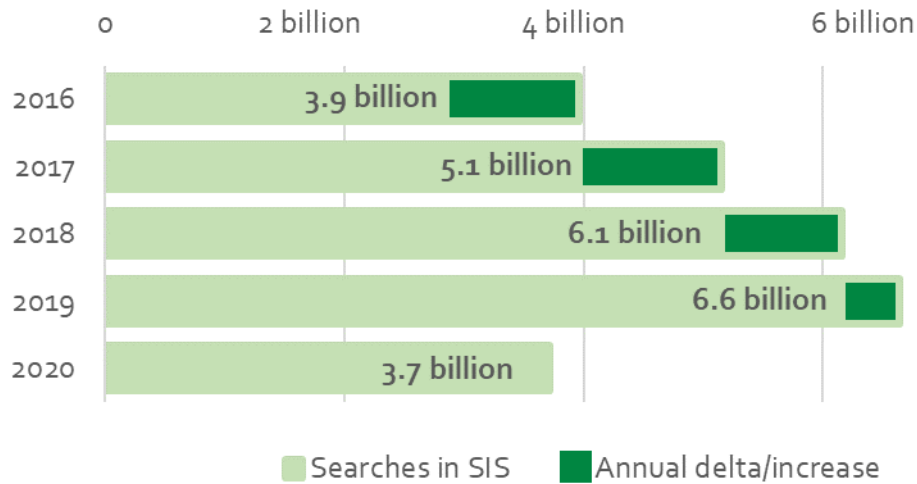
However, searches increased in Liechtenstein and Slovakia compared with 2019: by 15% in Liechtenstein, and by 69% in Slovakia.

¹⁰ Estonia, Germany, Portugal, Sweden and Switzerland provided only the total number of searches (without a manual and automated breakdown). The total number of searches is the sum of the manual and automated searches provided by Member States (if provided).

¹¹ The Netherlands and Slovakia reported having implemented the Passenger Name Record (PNR) system in 2020. Therefore, the searches provided also include those performed by passenger information units (PIU).

The sharp drop in the use of SIS II in 2020, owing to the COVID-19 crisis, stands out against the trend visible over the past few years, as shown in Graph 1. The searches were steadily increasing as shown in the graph. The peak was reached in 2019 with over 6.6 billion reported searches.

Graph 1: Member State searches performed in SIS II by year, 2016-2020




Source: eu-LISA.


Graph 2 provides a breakdown of the searches performed in 2020 per Member State.

PUBLIC

Graph 2: Searches per Member State in 2020




SIS



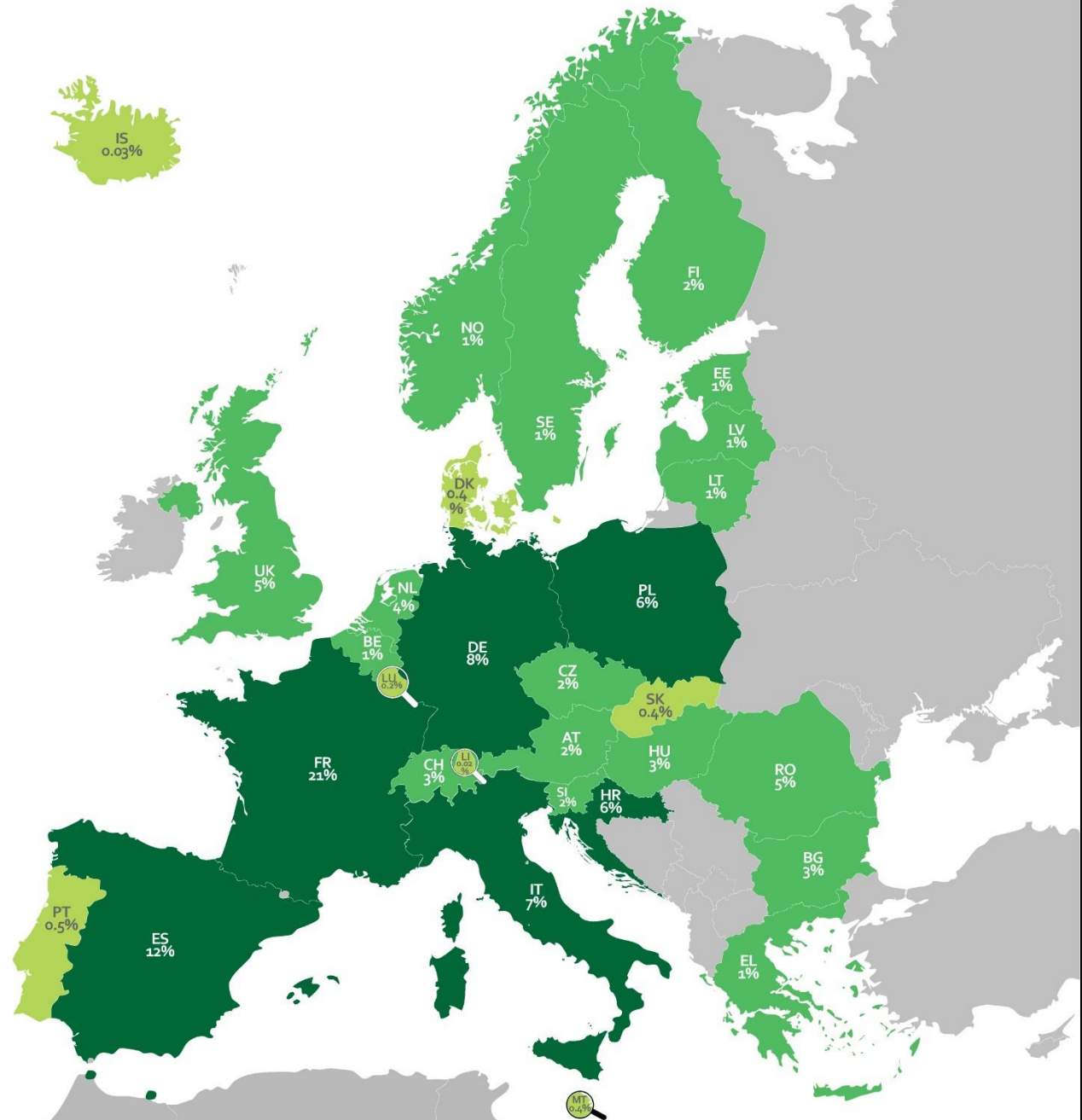
Searches / MS

01/2020 - 12/2020

TOTAL = 3.71 billion 

LEGEND

- 6% - 21%
- 1% - 6%
- 0 - 1%



2. Number of alerts in SIS II

In accordance with the legal provisions, Member States store alerts on persons or objects of interest for security reasons in SIS II.

Alerts on persons may be issued for the purpose of identifying persons sought for arrest or subject to surveillance or checks; persons who might not have the right to enter or stay in the EU or who are sought to assist with a judicial procedure; and missing persons (in particular children).

Alerts on objects may be issued:

- for discreet or specific checks, pursuant to Article 36 of the SIS II Decision on vehicles, boats, aircraft and containers;
- for the purpose of seizure or use as evidence in criminal proceedings pursuant to Article 38 of the SIS II Decision on vehicles, boats, aircraft, trailers, caravans, industrial equipment, outboard engines, containers, firearms, blank documents, issued identity papers¹², vehicle registration documents, banknotes and security¹³.

As at 31 December 2020, there were **93,419,371 alerts stored** in the system. Table 3 provides a breakdown of alerts per Member States for the different categories of alert.

Table 3: Breakdown of alerts per Member State as at 31 December 2020

Member State	Total per MS	Person	Vehicle	Aircraft	Banknote	Blank doc	Boat	Boat engine	Container	Firearm	Industrial equip.	Issued document	Licence plate	Security	Vehicle regis. doc.
AT	454,656	25,440	19,351	0	321	498	19	191	2	4,888	4,721	353,531	43,430	1,305	959
BE	4,196,592	14,623	35,514	2	2,860	11,750	80	258	89	35,943	24,069	3,413,268	310,396	3,178	344,562
BG	1,511,575	2,607	31,166	0	0	0	8	10	1	363	395	1,060,746	164,871	229	251,179
HR	1,209,223	3,143	35,652	6	6,759	14,663	756	1,673	5	70,967	4,073	652,031	331,899	53	87,543
CZ	3,210,784	18,773	39,690	2	5	2,648	12	49	0	15,701	7,519	1,477,064	220,162	430	1,428,729
DK	794,922	5,344	24,263	6	6	1,667	865	4,113	1	4,783	5,321	728,109	20,444	0	0
EE	301,264	1,459	1,212	0	0	0	19	5	0	101	1	298,454	13	0	0
FI	260,022	2,876	5,284	0	0	15	115	739	0	7,667	51	238,859	4,373	1	42
FR	16,056,601	250,636	531,044	57	21,236	10,284	2,398	3,836	276	57,483	27,398	12,298,900	88,700	2,176,407	587,946
DE	11,870,565	94,041	293,286	279	221,493	276,816	1,649	11,387	139	193,480	122,894	8,459,219	996,447	790,391	409,044
EL	1,969,233	36,676	243,496	0	28,334	133,296	926	2,504	4	20,020	216	1,153,384	327,140	1,278	21,959
HU	771,462	12,370	5,626	0	60	428	14	56	0	298	66	700,805	29,436	161	22,142
IS	19,226	159	0	0	0	0	0	0	0	3	7	19,056	1	0	0
IT	21,745,613	219,143	965,291	0	6,605	483,486	857	131	0	76,301	6,018	14,109,412	1,200,847	3,539,831	1,137,691
LV	176,611	1,246	3,733	0	0	0	11	15	0	10	106	169,407	1,909	2	172
LI	8,640	234	21	0	0	1	0	0	0	42	75	7,985	238	38	6
LT	1,170,248	2,095	5,667	0	17	30	66	27	0	692	148	846,461	115,149	3	199,893
LU	29,108	1,811	1,211	1	43	1,295	5	1	0	154	182	23,555	200	249	401
MT	130,706	1,956	1,360	0	19	41	80	84	0	242	0	125,024	143	3	1,754
NL	4,501,834	36,090	82,764	0	0	775	542	1,168	13	2,601	1,392	4,376,374	109	2	4
NO	685,474	17,499	9,530	0	96	6,531	925	3,373	1	4,602	193	575,253	66,753	0	718
PL	3,554,344	30,314	111,809	2	908	71	568	597	120	12,302	3,920	2,996,339	58,601	289	338,504
PT	451,011	16,366	56,881	0	0	2,469	43	190	1	8,897	35	357,692	18	254	8,165
RO	1,340,295	16,481	7,662	0	16	37	0	1	0	76	0	1,157,659	0	0	158,363
SK	1,684,134	6,300	32,450	0	201	321	19	19	15	5,315	34	1,516,141	123,029	0	290
SI	282,585	2,578	9,278	0	410	1,626	54	245	2	851	9	227,202	38,040	0	2,290
ES	7,750,811	72,393	671,513	10	1,006	16,775	1,179	137	16	63,232	15,969	6,900,797	3,064	304	4,416
SE	465,339	11,731	42,573	0	464	1,151	1,485	7,105	24	28,842	22,078	349,332	554	0	0
CH	1,062,847	28,744	19,014	0	1,802	92	181	1,243	0	7,469	16,197	984,059	0	4,025	21
UK	5,753,646	31,592	267,814	12	0	0	558	1,339	201	3,992	18,114	5,430,024	0	0	0
Total	93,419,371	964,720	3,554,155	377	292,661	966,766	13,434	40,496	910	627,317	281,201	71,006,142	4,145,966	6,518,433	5,006,793

Source: eu-LISA.

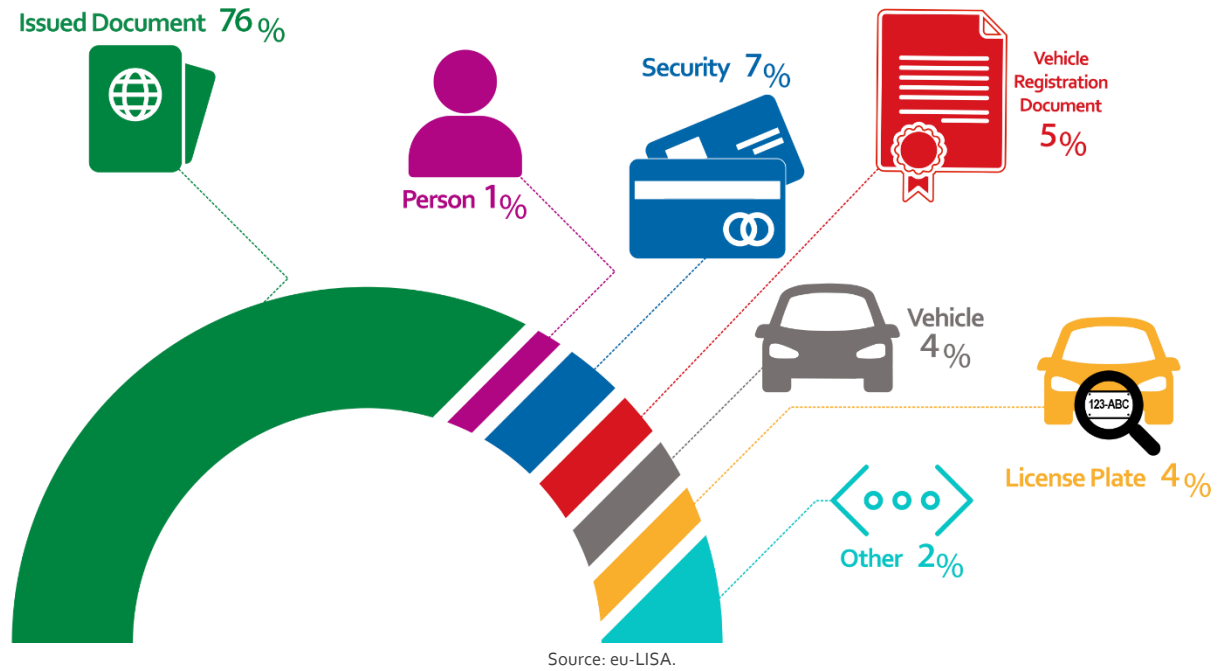
Very similar to previous years, the alerts on *Persons* represented 1% of the total alerts stored in SIS II. The largest categories were *Issued document* and *Security*, with 76% (over 71 million alerts) and 7% (over 6.5 million alerts), respectively. Graph 3 provides a visual breakdown of alerts per category.

Compared to the end of 2019, the number of categories for the total amount of alerts did not change. However, six categories – *Person*, *Blank document*, *Container*, *Firearm*, *Security* and *Vehicle* – saw a net reduction in the number of alerts.

¹² Issued identity papers such as passports, identity cards, driving licences, residence permits and travel documents, which have been stolen, misappropriated, lost or invalidated.

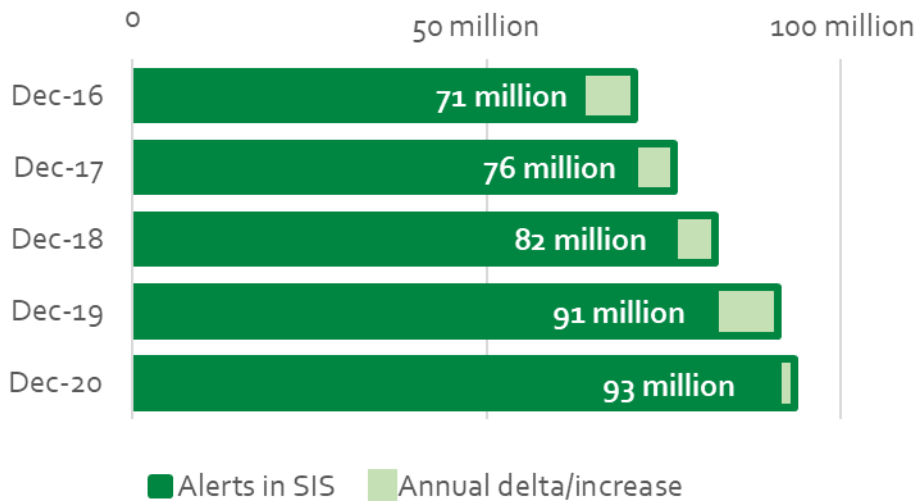
¹³ Securities and means of payment such as cheques, credit cards, bonds, stocks and shares, which have been stolen, misappropriated, lost or invalidated.

Graph 3: Breakdown of alerts per category stored in SIS II as at 31 December 2020



At the end of 2020 there were 2.3 million additional alerts stored in SIS II, an **increase of 3%** compared to the previous year. This is lower than the trend of annual increases between 8% and 12% in previous years. The COVID-19 crisis and the related reduction in activities had a clear impact. Graph 4 shows the total number of alerts over the last 5 years, highlighting the annual delta.

Graph 4: Alerts stored in SIS II by year, 2016-2020




Source: eu-LISA.


At the end of 2020, Italy was the Member State providing the majority of SIS II alerts, with over 23% of the total, followed by France with 17%, Germany with 13% and Spain with 8%. Graph 5 provides a breakdown of alerts per Member State.

Compared to the end of 2019, 12 Member States – Austria, Denmark, Estonia, Hungary, Iceland, Italy, Lithuania, Luxembourg, Malta, Romania, Spain and Switzerland – saw a net decrease in the alerts stored in SIS II. Among the 18 Member States that increased their amount of data, the UK increased the most with a jump of over 1.1 million alerts in a year.


Graph 5: Breakdown of alerts per Member State stored in SIS II as at 31 December 2020






SIS

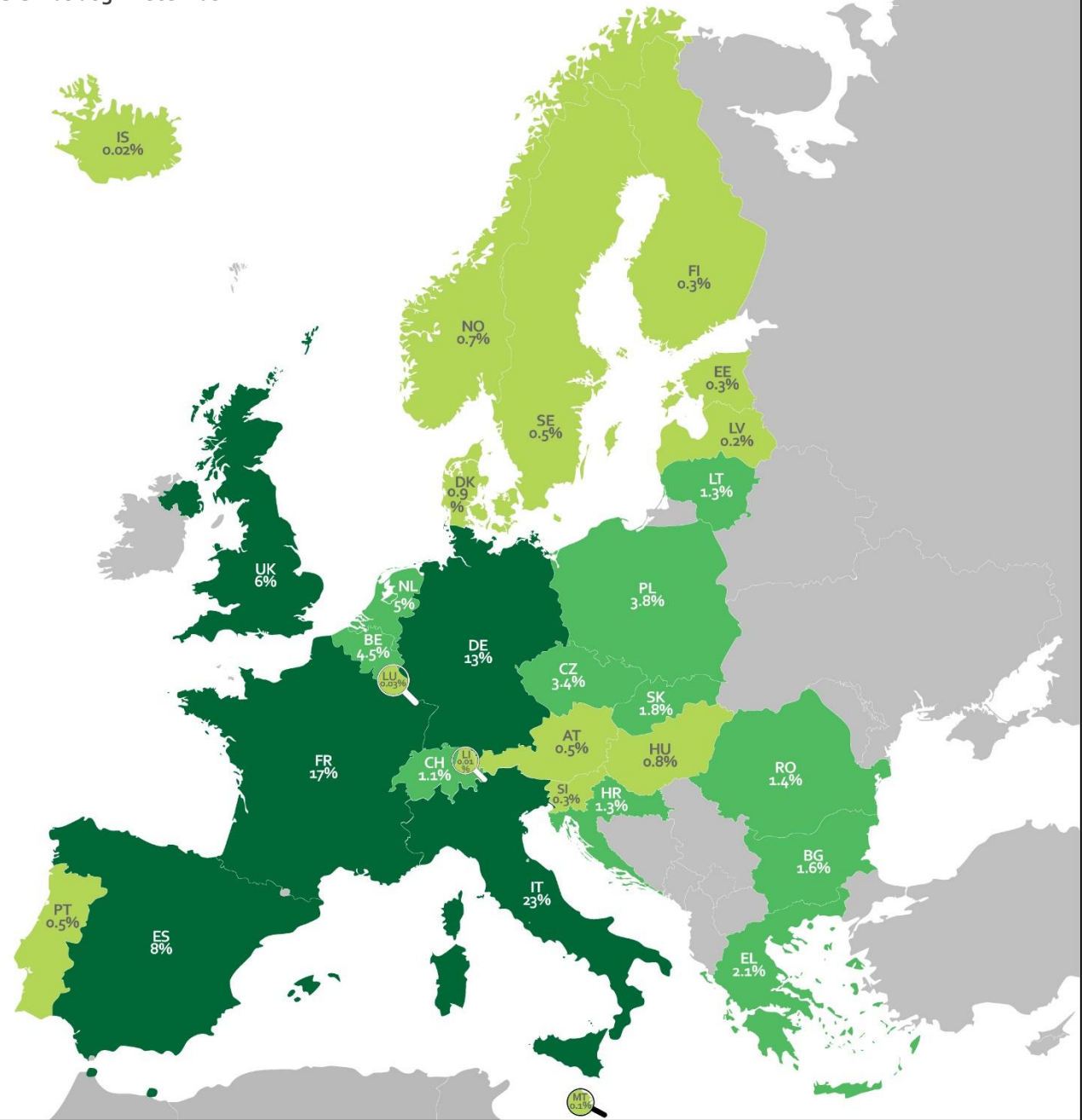


Alerts / MS

01/2020 - 12/2020
TOTAL = 93.4 million 

LEGEND

-  6% - 23%
-  1% - 6%
-  0 - 1%



2.1 Alerts on persons

As at 31 December 2020, there were **964,720 alerts on persons** stored in SIS II.

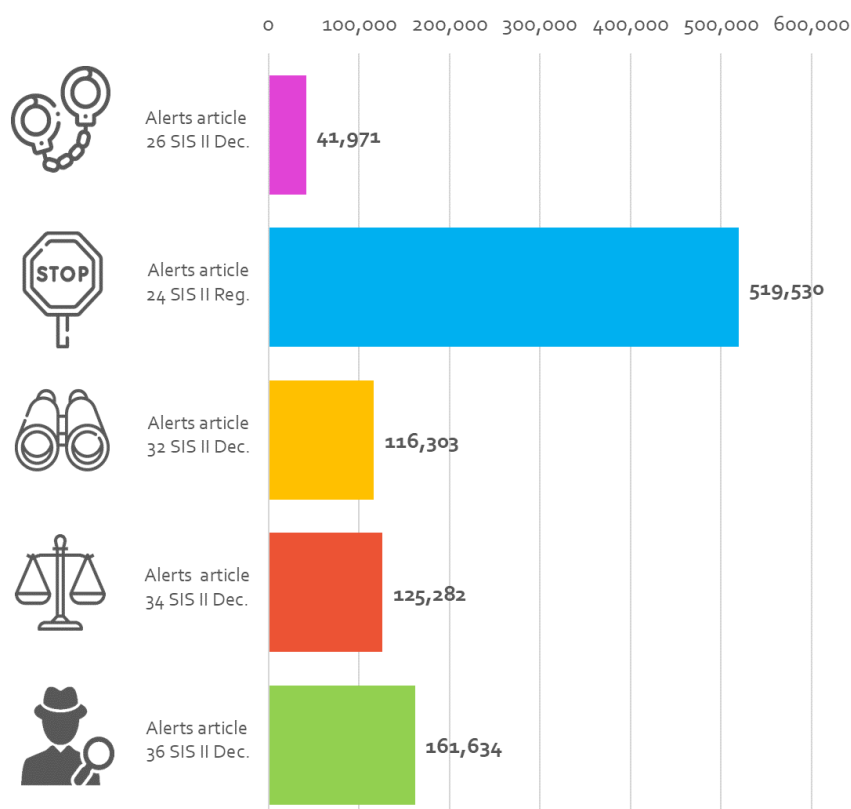
Alerts on persons may be issued for the purpose of identifying the following individuals:

- persons subject to arrest for surrender or extradition pursuant to Article 26 of the SIS II Decision;
- third country nationals to be refused entry into or stay within the Schengen area pursuant to Article 24 of the SIS II Regulation;
- missing persons (adults and minors) pursuant to Article 32 of the SIS II Decision;
- persons to assist with a judicial procedure pursuant to Article 34 of the SIS II Decision;
- persons for discreet or specific checks pursuant to Article 36 of the SIS II Decision.

Graph 6 provides a breakdown of alerts on persons. Similar to the trend observed over the past few years, the majority of alerts (54%) were alerts issued pursuant to Article 24 of the SIS II Regulation on third country nationals to be refused entry or stay within the Schengen area.

Compared to 2019, the total number of **alerts on persons fell by 2%**.

Graph 6: Breakdown of the cumulative number of alerts on persons at the end of 2020



Source: eu-LISA.

3. Number of hits

In 2020, a total of **209,178 hits on foreign alerts** were reported via the SIRENE Bureaux.

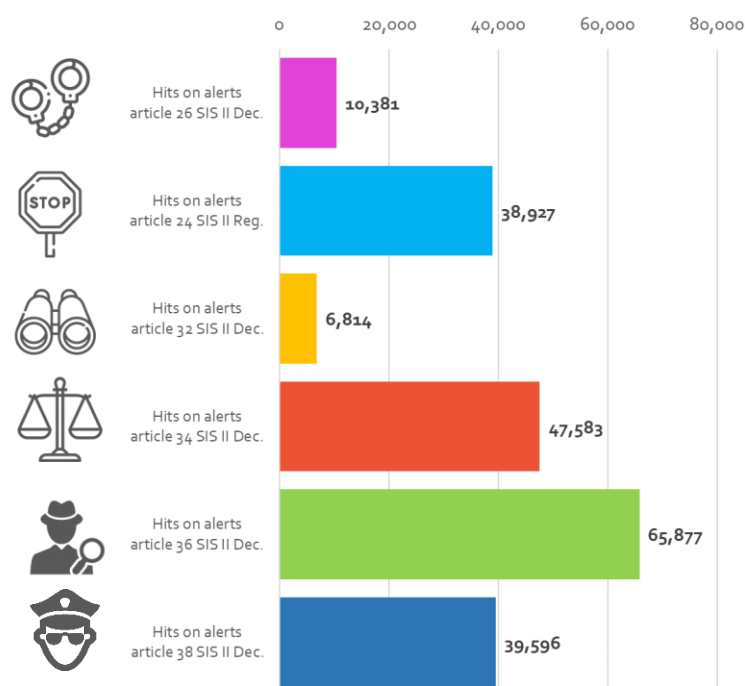
As per the SIRENE Manual¹⁴ a hit occurs in SIS II when all of the following criteria are met:

- a search is conducted by a user;
- the search reveals a foreign alert (alert issued by a Member State other than that undertaking the search) in SIS II;
- data concerning the alert in SIS II matches the search data;
- further actions are requested as a result of the hit.

The majority of hits, 65,877, representing 31% of the total, were triggered by alerts on persons and objects for discreet or specific checks (Article 36 of the SIS II Decision). The second largest share of hits related to alerts on person to assist with a judicial procedure (Article 34 of the SIS II Decision), standing at 23%. Graph 7 provides a breakdown of hits on foreign alerts.

Compared to 2019, the total number of hits on foreign alerts saw a **drop of 26%**.

Graph 7: Breakdown of hits on foreign alerts reported in 2020



Source: eu-LISA.

¹⁴ OJ L 231, 7.9.2017.

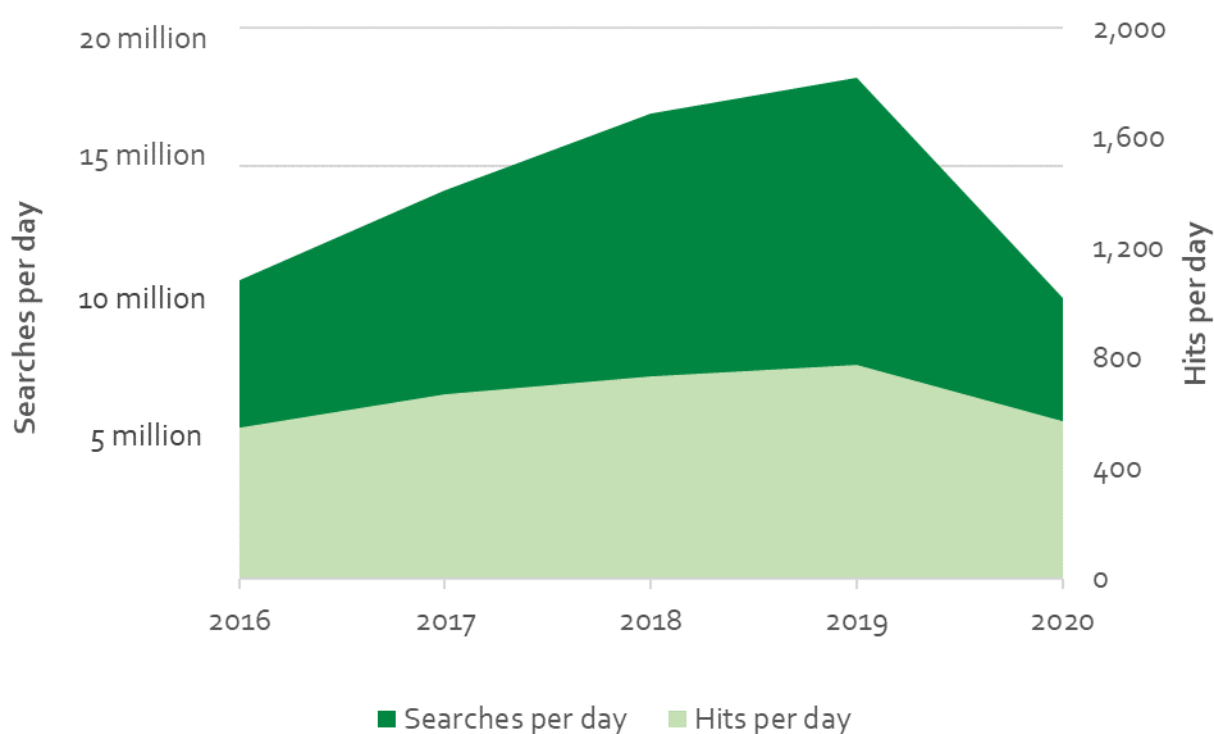
4. Trend: average daily searches and hits

SIS II usage has been steadily growing over the past few years. However, a sharp drop is visible in the average number of searches and hits per day for 2020, as shown in Graph 8.

In 2014 the system was searched by competent authorities all over Europe almost 6 million times per day, on average. In 2019 the average number of daily searches reached a record of 18 million, before dropping to 10 million searches per day on average in 2020.

The impact of the restrictions imposed owing to the COVID-19 crisis is also highlighted by the average number of hits per day processed by the SIRENE Bureaux. There were 427 hits per day on average in 2014, a record level of 777 hits in 2019, and then a sharp drop to 573 hits in 2020.

Graph 8: Average number of searches and hits per day, 2016-2020



Source: eu-LISA.

Conclusion

As for other activities in Europe in 2020, the use of SIS II was greatly affected by the COVID-19 crisis, in particular due to the reduction in border checks and travel restrictions.

For the first time since the publication of annual statistics on SIS II by eu-LISA, there is a clear drop in the annual searches performed. The 30 Member States connected to SIS II in 2020 performed 3.7 billion searches, which is a reduction of 44% compared to the previous year.

In 2020, the SIRENE Bureaux processed 209,178 hits on foreign alerts, namely a reduction of 27% compared to 2019. In contrast, the number of alerts stored in SIS II continued to grow, even if at a different pace compared with the past. By the end of 2020 there were 93.4 million alerts stored in the system, with 1% being alerts on persons. As in the past, this small number of alerts triggered over three quarters of the total number of hits recorded.

The use of SIS II differs from one Member State to the next as it depends on many factors, including the definition of business processes and workflows. Furthermore, each Member State has its own demographic dynamics, crime level and geographical situation, which determine the number of border crossing points and the length of its external land borders.



ISBN 978-92-95217-88-1
ISSN 2467-0766
doi:10.2857/850751