

SIS

2025

STATISTICS

eU-LISA 

2025 SIS Annual Statistics

Manuscript completed in April 2026.

PDF ISBN 978-92-95237-13-1 ISSN 2811-9703 doi:10.2857/8773411

Catalogue number: EL-01-26-003-EN-N

Neither eu-LISA nor any person acting on behalf of eu-LISA is responsible for the use that might be made of the following information.

© eu-LISA, 2026.

Reproduction is authorised provided the source is acknowledged.

For any use or reproduction of elements that are not owned by eu-LISA, permission may need to be sought directly from the respective right holders.

Cover design by © Michele Polerà.



Contents


Contents	3
Executive summary	4
1. Access to SIS	5
1.1. Searches in SIS	5
1.2. Searches compared to previous years	6
2. Data stored in SIS	7
2.1. Alerts on persons	8
2.2. Data stored compared to previous years	9
3. Hits reported in 2025	9
4. Contribution to the return policy	10
Annex	12

Executive summary



17 763 405 971

SEARCHES BY MEMBER STATES AND JHA AGENCIES IN 2025




+18%

COMPARED TO 2024



94 605 202

DATA STORED BY 31 DECEMBER 2025



+2%

COMPARED TO DECEMBER 2024



364 984

HITS REPORTED IN 2025 BY MEMBER STATES



-8%

COMPARED TO 2024

1. Access to SIS



In 2025, there were a total of **17 786 377 248 instances of access** to SIS by Member States¹ and the EU Agencies connected to the system:

- **17 763 405 971 searches** were performed (alphanumeric and biometric),
- **22 971 277 operations** were performed for **managing alerts** (CUDs²).

Access for alert management encompasses operations performed to create and manage alerts (updates, deletion, change of expiry date, change of action to be taken, and change of reason for request for action to be taken).

Overall access to SIS increased by **18% compared to 2024**.

Whereas operations for managing alerts (**CUDs**) saw a **decrease of 2%** compared to the previous year, the number of **searches increased by 18%**.

Table I in the Annex shows the breakdown of CUD operations and reported alphanumeric searches by Member States and JHA Agencies. Table III shows the breakdown per type of CUD operations by Member State.

1.1. Searches in SIS



In 2025, a total of **17 763 405 971 searches** were performed in SIS:

- **99.93%** of them were **alphanumeric searches**
- **0.07%** of them were **biometric searches**

Alphanumeric searches amounted to 17 750 291 535. These searches were performed in the SIS Central System or in a national copy of the SIS.

Denmark, Finland, Liechtenstein, Norway and Slovenia only searched the SIS Central System, as they do not have a national copy. In addition, in 2025 various countries partially used the Central SIS for alphanumeric searches (Belgium, Czechia, Greece, Hungary, Iceland, Latvia, Netherlands, Poland, Portugal, Romania, Slovakia and Switzerland).

Europol and Frontex³ also searched the Central SIS.

Alphanumeric searches increased by 18% compared to 2024. On average, in 2025 there were almost 49 million searches per day in SIS, which makes **over 2 million searches on average per hour**.

¹ In this document, the term 'Member States' refers to the countries using SIS, meaning all the EU Member States and the Schengen Associated Countries (Iceland, Liechtenstein, Norway and Switzerland).

² Create, update, delete.

³ Eurojust did not report any searches in SIS in 2025.

Alphanumeric searches can be processed with human intervention (manual searches) or without human intervention (automatically processed searches). The latter are carried out by automatic number plate recognition systems (ANPR) or other forms of automated bulk searches such as the processing of passenger name records.

In the last couple of years, automatically processed searches have progressively increased. In 2025, there were over **12 billion automatic searches**, whereas in 2024 those totalled 9.9 billion and in 2021 these amounted to 4 billion.

Looking at Member States' searches' shares, as has been the case for several years, the top two countries searching SIS were The Netherlands with 29% of the total searches, followed by Belgium with 22%. Taken together this two Member States alone performed over 50% of the total searches against SIS.

Out of every ten searches performed in 2025, **three were performed by the Dutch authorities**, and **two by Belgian authorities**.

Table II in the Annex shows the breakdown of reported alphanumeric searches – manually processed and automatically processed – by Member State and JHA Agency.

All Member States, Europol and Frontex performed searches with fingerprint or latent for a total of **13 114 436 biometric searches**. Those searches are performed directly in the SIS-AFIS (Automated Fingerprint Identification System) at Central level. The AFIS has been in operation since March 2018, and since March 2023, additional biometric modalities searches have been made possible. Currently, five biometric search modalities can be performed in SIS-AFIS: Fast Print Search, Common Print Search, Mark to Print Search, Mark to Mark Search, and Print to Mark Search⁴.

In 2025, **biometric searches** increased by four-fifth compared to 2024 (88%). This resulted in almost 36,000 searches on average per day, which makes **1,500 biometric searches performed per hour on average**.



1.2. Searches compared to previous years

In 2025, searches increased by 18% compared to 2024. Figure 1 provides an overview of the searches performed in SIS since 2020.

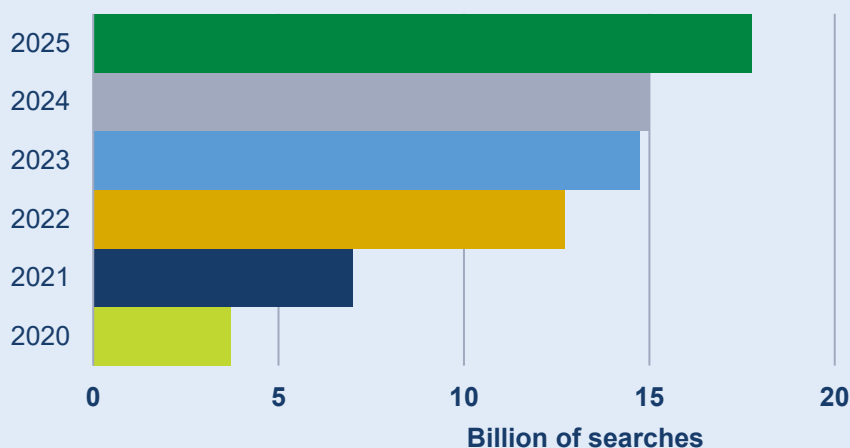


Figure 1 – Searches in SIS 2020–2025

⁴ Print to Mark Searches are reported in 2025 for the first year.

The number of searches performed in 2020 was impacted by the Covid-19 pandemic, and the relevant travel restrictions imposed all over Europe. In 2021, searches increased reaching the pre-Covid level of 2019.

Since 2021, the trend is upward, as shown in Figure 1.

2. Data stored in SIS



As at 31 December 2025, **94 605 202 alerts** were stored in SIS:

- **92 615 164 alerts on objects** were stored for discreet checks, inquiry checks or specific checks, based on Article 36 Regulation (EU)⁵ 2018/1862; and for seizure or use as evidence in criminal proceedings, based on Article 38 Regulation (EU) 2018/1862.
- **1 990 038 alerts on persons** (including alerts on unknown persons).

Figure 2 provides the overview of the type of alerts stored in the SIS by 31 December 2025.



Figure 2 – Alerts stored in SIS by the end of 2025⁶

By the end of 2025 the number of **alerts stored in SIS increased by 2%** compared to the previous year.

The top three contributors in terms of alerts stored by the end of 2025, as has been the case for some years, were France, with 19% of the alerts stored, closely followed by Italy, with almost 19%, and Germany, with 17%. Those three Member States together had 55% of the total alerts stored in SIS.

For a breakdown of data per Member State, see Table IV in the Annex.

⁵ Regulation (EU) 2018/1862 of the European Parliament and of the Council of 28 November 2018 on the establishment, operation and use of the Schengen Information System (SIS) in the field of police cooperation and judicial cooperation in criminal matters, OJ L 312, 7.12.2018, pp. 56, ELI: <http://data.europa.eu/eli/reg/2018/1862/oj>

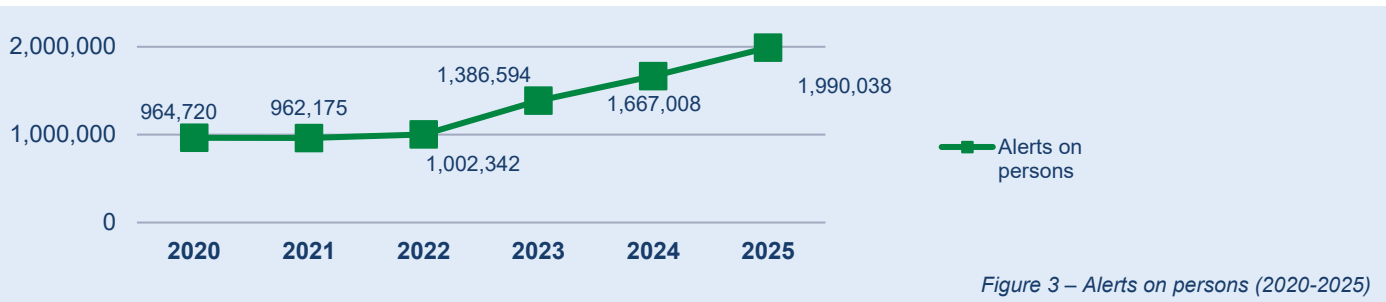
⁶ 'Persons' comprise *alerts on persons* and *alerts on unknown persons*. 'Others' encompasses alert categories for: *banknotes, industrial equipment parts, aircrafts, boats, boat engines, containers, non-cash means of payments, vehicle parts and aircraft engines*.

2.1. Alerts on persons

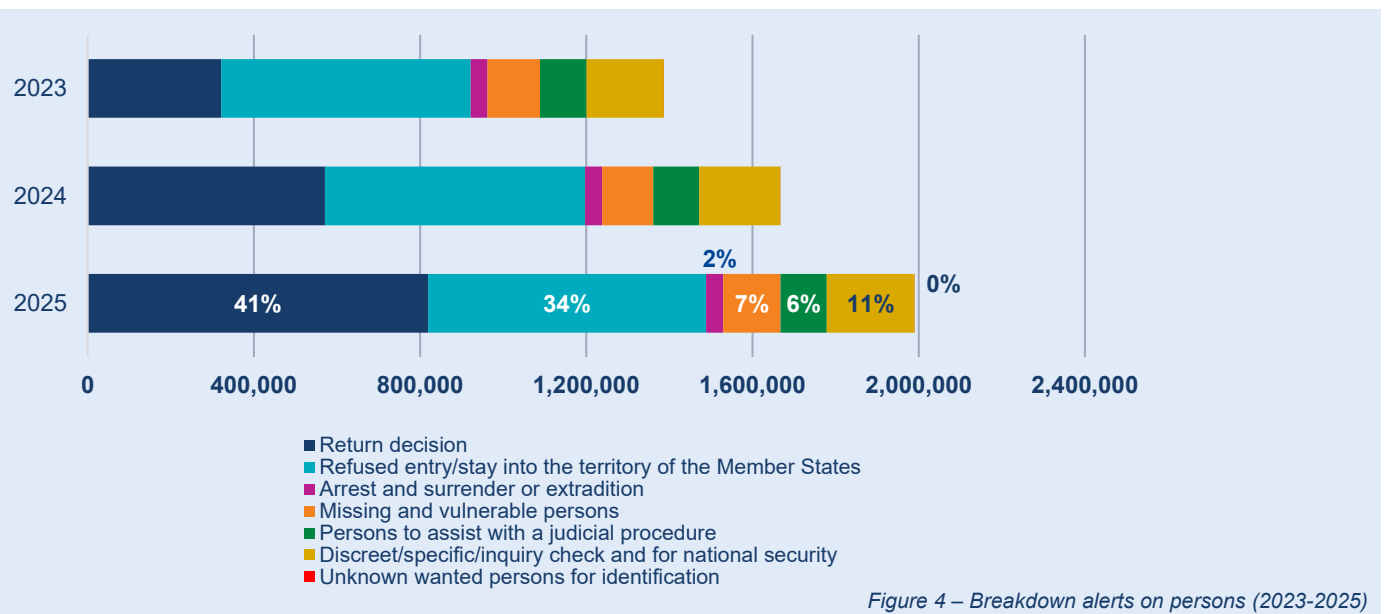
Alerts on persons represents 2% of the total alerts stored in SIS. By end of 2025, those alerts **increased by 19%** compared to the previous year.

Since late 2022, — particularly following the launch of the new SIS in March 2023⁷ — alerts on persons have increased at a faster pace compared to the past.

In four years (between 2022-2025), the number of alerts on persons duplicated, reaching almost 2 million as per Figure 3.



By the end of the reporting period, as shown in Figure 4, the biggest category of alerts on persons was represented by alerts on *third country nationals subject to a return decision*⁸, accounting for 41% of the total alerts on persons, followed by alerts on *third country nationals to be refused entry and stay into the territory of the Member States*⁹, accounting for 34%, and *alerts on persons for discreet/specific/inquiry checks and for national security*¹⁰ at 11%.



⁷ For more information, see *2023 SIS annual statistics* and the *SIS Technical Report 2023-2024*: <https://eulisa.europa.eu/our-publications/reports>

⁸ Article 3 of Regulation (EU) 2018/1860 of the European Parliament and of the Council of 28 November 2018 on the use of the Schengen Information System for the return of illegally staying third-country nationals, OJ L 312, 7.12.2018, pp. 1, EL <http://data.europa.eu/eli/reg/2018/1860/oj>

⁹ Articles 24 and 25 of Regulation (EU) 2018/1861 of the European Parliament and of the Council of 28 November 2018 on the establishment, operation and use of the (SIS) in the field of border checks, OJ L 312, 7.12.2018, pp. 14, ELI: <http://data.europa.eu/eli/reg/2018/1860/oj>

¹⁰ Article 36 of Regulation (EU) 2018/1862

2.2. Data stored compared to previous years

By the end of 2025, the **alerts stored in SIS increased by 2%** compared to the previous year.

Figure 5 shows the total number of alerts stored in the system in the last six years (2020–2025). In 2021 and 2022, two data deletion campaigns were performed respectively due to Brexit and the change in the SIS legal framework¹¹.

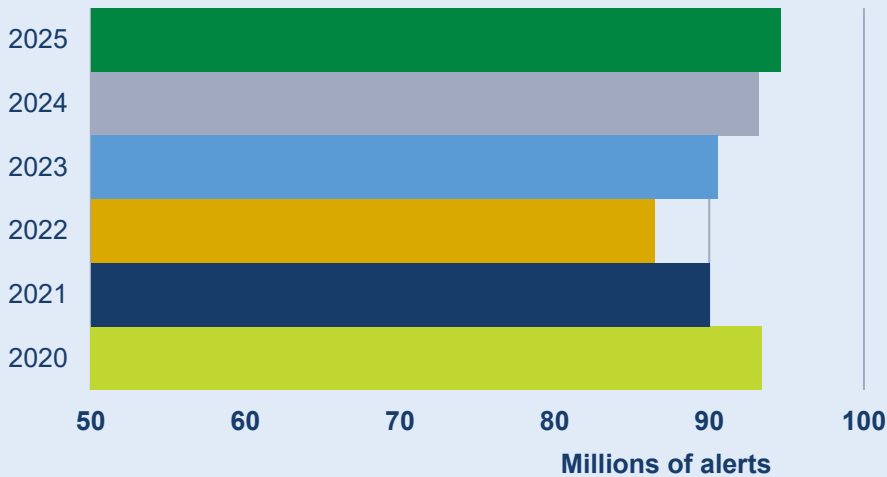


Figure 5 – Alerts stored in SIS 2020–2025

3. Hits reported in 2025



In 2025, a total of **364 984 hits on foreign alerts** were reported via the SIRENE Bureaux. Overall, this represented a small decrease compared to the past, having the SIRENE Bureaux managing fewer hits compared to 2024 (-8%).

This resulted, on average, in 1,000 hits managed per day all over Europe in 2025, which makes over **40 hits managed on average per hour**.

SIRENE Bureaux are central authorities established in each Member State and at Europol, serving as single points of contact for the exchange of supplementary information concerning alerts in SIS. The SIRENE Bureaux play a crucial role in facilitating and coordinating operational cooperation between end users.

Table VI in the Annex shows the breakdown of hits reported on foreign alerts. Most of the hits were reported on alerts for *third country nationals subject to a return decision*, 27% of the total; followed by *alerts on persons/objects for discreet/specific/inquiry checks and for national security* (20%) as shown in Figure 6.

¹¹ For more information, see previous years' reports at <https://eulisa.europa.eu/our-publications/reports>.

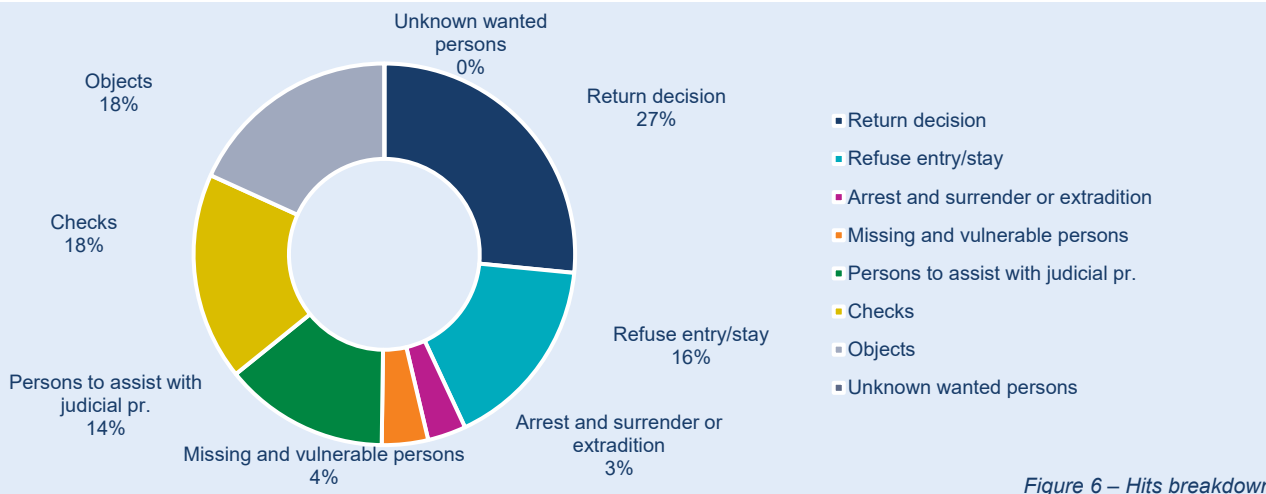


Figure 6 – Hits breakdown

The increase in the number of alerts on persons over the last few years is clearly reflected in the growing proportion of hits on person-related alerts compared to the total number of hits.

In 2025, out of **every 5 hits, on average, 4 were generated by alerts on persons**, as seen in Figure 7.

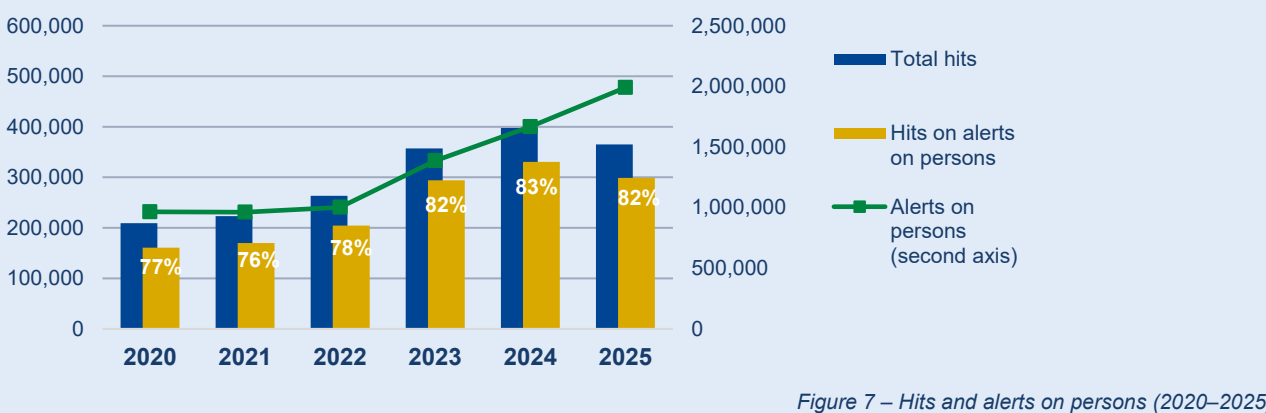


Figure 7 – Hits and alerts on persons (2020–2025)

4. Contribution to the return policy

At the end of December 2025:

- There were **819 413 alerts** stored in SIS for *third country nationals subject to a return decision* based on Article 3 of Regulation (EU) 2018/1860;
- These alerts generated a total of 103 901 hits on foreign alerts.



Confirmed returns: there were 20 392 confirmed returns by all Member States related to reported hits abroad on own alerts on return at external borders upon exit, as per Article 6(3) of Regulation (EU) 2018/1860¹². Out of these confirmed returns, 1 480 were confirmed returns where the third country national was subject to removal.

Exchange of information: 11 368 exchanges of information were reported by Member States in relation to hits abroad on own alerts on return at external borders upon entry, as per Article 8 of Regulation (EU) 2018/1860.

¹² Regulation (EU) 2018/1860 of the European Parliament and of the Council of 28 November 2018 on the use of the Schengen Information System for the return of illegally staying third-country nationals, OJ L 312, 7.12.2018, pp. 1, ELI: <http://data.europa.eu/eli/reg/2018/1860/oj>

Annex

Table I – Breakdown of alphanumeric searches and CUDs in 2025

Member State	Alphanumeric Searches	CUD	Alphanumeric Searches + CUD
AT	231,109,280	316,459	231,425,739
BE	3,989,035,092	805,155	3,989,840,247
BG	179,422,840	525,694	179,948,534
HR	722,166,839	239,844	722,406,683
CY	82,647,701	6,376	82,654,077
CZ	288,796,156	1,337,265	290,133,421
DK	71,256,843	119,626	71,376,469
EE	66,993,887	47,329	67,041,216
FI	62,147,663	77,802	62,225,465
FR	1,736,632,777	3,451,551	1,740,084,328
DE	827,036,315	6,466,642	833,502,957
EL	95,167,316	434,579	95,601,895
HU	102,093,575	533,325	102,626,900
IS	31,500,354	8,578	31,508,932
IE	22,502,741	88,355	22,591,096
IT	795,915,699	2,566,128	798,481,827
LV	29,125,786	131,215	29,257,001
LI	769,322	2,268	771,590
LT	28,796,568	213,803	29,010,371
LU	23,814,441	19,748	23,834,189
MT	91,190,484	37,693	91,228,177
NL	5,189,817,723	726,342	5,190,544,065
NO	104,478,406	325,975	104,804,381
PL	629,869,539	956,334	630,825,873
PT	130,661,639	194,396	130,856,035
RO	258,688,867	443,753	259,132,620
SK	60,315,392	543,691	60,859,083
SI	53,237,857	42,349	53,280,206
ES	1,584,381,164	1,718,921	1,586,100,085
SE	80,528,819	327,032	80,855,851
CH	260,209,969	263,049	260,473,018
Total MS	17,749,782,235	22,971,277	17,772,753,512
Eurojust	0	N/A	
Europol	504,008	N/A	504,008
Frontex	5,292	N/A	5,292
TOTAL	17,750,291,535	22,971,277	17,773,262,812

Table II – Breakdown¹³ of alphanumeric searches performed in 2025

Member State	Alphanumeric searches - manual processes	Alphanumeric searches - automated processes	TOTAL alphanumeric searches
AT	231,109,280		231,109,280
BE	39,382,197	3,949,652,895	3,989,035,092
BG	3,929,288	175,493,552	179,422,840
HR	371,100,799	351,066,040	722,166,839
CY	82,647,701	0	82,647,701
CZ	97,096,543	191,699,613	288,796,156
DK	71,256,843		71,256,843
EE			66,993,887
FI	26,520,806	35,626,857	62,147,663
FR	676,064,035	1,060,568,742	1,736,632,777
DE			827,036,315
EL	61,665,860	33,614,182	95,167,316
HU	29,965	102,063,610	102,093,575
IS	7,767,987	23,732,367	31,500,354
IE	9,994,336	12,508,405	22,502,741
IT	428,765,247	367,150,452	795,915,699
LV		0	29,125,786
LI	226,096	543,226	769,322
LT	28,796,568	0	28,796,568
LU	9,201,327	14,613,114	23,814,441
MT	16,694,358	74,496,126	91,190,484
NL	246,780,479	4,943,037,244	5,189,817,723
NO	104,478,406	0	104,478,406
PL	629,869,539		629,869,539
PT	130,661,639	0	130,661,639
RO			258,688,867
SK	38,324,400	21,990,992	60,315,392
SI	53,237,857		53,237,857
ES	793,774,964	790,606,200	1,584,381,164
SE	71,389,706	9,139,113	80,528,819
CH			260,209,969
Total MS	4,159,376,520	12,148,463,617	17,749,782,235
Eurojust			
Europol	504,008		504,008
Frontex	5,292	0	5,292
TOTAL	4,159,885,820	12,148,463,617	17,750,291,535

¹³ Austria, Denmark, Estonia, Germany, Latvia, Romania and Switzerland reported not being able to separate automatic from manual searches.

Table III – Breakdown of CUD operations¹⁴ in 2025

Member State	Create	Update	Delete	Change expiry date	Total CUD
AT	157,406	95,935	54,886	8,232	316,459
BE	580,946	180,228	43,981	0	805,155
BG	337,093	25,800	133,103	29,698	525,694
HR	163,116	30,038	44,451	2,239	239,844
CY	4,350	469	1,483	74	6,376
CZ	447,551	339,018	503,689	47,007	1,337,265
DK	91,210	8,359	17,728	2,329	119,626
EE	40,520	1,518	4,311	980	47,329
FI	51,888	12,525	13,120	269	77,802
FR	2,168,599	574,765	619,589	88,598	3,451,551
DE	2,348,458	2,308,355	713,063	1,096,766	6,466,642
EL	229,208	28,867	36,398	140,106	434,579
HU	294,698	61,786	149,414	27,427	533,325
IS	3,958	4,141	479	0	8,578
IE	56,528	9,320	21,947	560	88,355
IT	2,163,078	18,621	342,124	42,305	2,566,128
LV	86,791	6,641	37,466	317	131,215
LI	1,361	735	172	0	2,268
LT	177,788	11,874	23,970	171	213,803
LU	12,900	1,927	4,527	394	19,748
MT	28,621	4,440	4,042	590	37,693
NL	640,043	46,322	32,826	7,151	726,342
NO	123,544	43,925	23,938	134,568	325,975
PL	624,511	192,879	122,937	16,007	956,334
PT	153,962	5,418	33,524	1,492	194,396
RO	379,762	18,649	38,315	7,027	443,753
SK	260,452	91,037	42,591	149,611	543,691
SI	26,775	11,512	4,062	0	42,349
ES	1,222,062	306,758	133,052	57,049	1,718,921
SE	199,629	95,502	21,351	10,550	327,032
CH	155,527	80,942	22,812	3,768	263,049
TOTAL	13,232,335	4,618,306	3,245,351	1,875,285	22,971,277

¹⁴ Update includes operations for updating alerts, including the change of action to be taken (ATBT), and the change of reason for request for action to be taken (RFR/ATBT).

Table IV – Breakdown of alerts stored in SIS as at 31 December 2025

Member State	Persons	Vehicles	Firearms	Blank documents	Issued documents	Banknotes	Industrial equipment	Aircrafts	Boats	Boat engines	Containers	Licence plates	Non cash means of payments	Vehicle registration documents	Vehicle parts	Aircraft engines	Industrial equipments parts	Information technology items	Unknown Persons	Total per MS
AT	87,722	11,457	5,457	2,861	373,585	441	19,856	7	7	67	14	43,815	0	589	179	0	367	317	0	546,741
BE	39,910	33,032	37,518	0	4,083,643	1,731	62,385	3	67	223	266	266,192	0	612,886	0	5	0	0	0	5,137,861
BG	26,800	26,898	498	341	916,091	0	543	1	20	21	1	142,556	0	432,278	4	0	10	9	0	1,546,071
HR	18,507	37,166	71,595	24,787	908,757	6,775	5,203	9	771	1834	7	469,050	0	232,579	2	0	5	37	0	1,777,084
CY	3,192	4,599	212	4	11,731	0	0	0	0	0	0	0	0	10	0	0	0	0	1	19,749
CZ	12,909	45,825	17,486	4,564	1,239,849	0	6,929	1	9	34	0	279,501	0	1,492,528	129	0	0	2	0	3,099,766
DK	8,551	18,378	7,789	2,140	707,440	0	4,703	0	624	2058	2	29,380	0	1	9	0	0	11	11	781,097
EE	2,885	729	81	82	199,083	0	2	0	15	1	0	1	0	1	0	0	0	0	0	202,880
FI	7,729	5,569	10,206	29	264,482	0	93	0	165	666	1	9,384	0	29	1	0	13	0	0	298,367
FR	586,447	466,492	41,032	8,263	16,115,673	7,340	36,465	131	3,250	4407	269	123,526	0	709,512	0	0	0	143,778	0	18,246,585
DE	452,292	326,762	214,225	334,808	11,998,399	31,631	173,568	1,149	1,559	9254	119	1,046,145	6	595,634	25457	1	66	428,333	30	15,639,438
EL	53,746	235,067	25,692	133,249	1,846,073	135	331	0	663	1654	0	376,615	1	68,034	0	0	6	978	0	2,742,244
HU	24,785	2,435	342	203	519,106	31	489	0	16	80	2	38,935	0	23,602	155	0	1	0	5	610,187
IS	887	7	4	0	24,243	0	7	0	0	3	0	1	0	0	0	0	0	0	0	25,152
IE	2,408	4,388	381	2,018	150,039	0	147	1	4	71	0	14	0	70	5	0	1	1,359	0	160,886
IT	192,724	787,742	61,458	155,956	14,071,123	5,975	9,296	3	616	1315	191	1,337,001	1	1,163,347	6209	11	900	18,174	0	17,812,042
LV	3,229	2,079	11	12	337,766	1	108	0	19	14	0	1,359	0	177	0	0	0	0	0	344,775
LI	401	7	112	0	8,095	6	165	0	0	0	0	194	0	0	1	0	2	59	1	9,043
LT	23,654	2,841	522	604	677,633	22	430	0	45	19	0	22,905	0	369,878	0	0	0	0	0	1,098,553
LU	3,579	1,109	310	200	31,557	13	99	0	5	1	0	224	0	443	1	0	3	0	0	37,544
MT	3,849	1,434	190	169	126,401	53	0	0	100	63	0	122	0	1,477	0	0	0	10	0	133,868
NL	82,167	63,506	2,047	243	4,849,555	0	944	1	669	1713	5	54	0	2	6	0	0	0	0	5,000,912
NO	21,516	8,409	4,249	52,111	831,387	0	231	0	1,327	2974	0	83,705	1	318	0	0	15	0	0	1,006,243
PL	47,454	81,675	2,486	24,058	3,908,227	210	6,549	23	518	423	118	38,395	0	512,819	12	2	177	2	0	4,623,148
PT	14,208	40,381	11,570	2,001	744,817	1	49	0	72	218	0	23	0	28,772	0	0	11	1	0	842,124
RO	32,517	8,708	1,414	2	1,249,300	16	1	0	2	0	0	0	0	228,425	0	0	2	13	0	1,520,400
SK	5,212	37,021	5,640	404	2,049,051	212	45	1	27	28	15	212,128	0	117,604	292	0	4	5,247	0	2,432,931
SI	3,208	10,571	744	323	187,584	166	79	1	36	134	0	22,659	0	2,059	0	0	1	982	4	228,551
ES	119,270	477,613	58,655	11,488	6,164,466	1,236	27,319	35	1,080	372	24	4,403	8	5,214	39	1	291	1	0	6,871,515
SE	37,207	44,413	33,630	2,038	522,970	92	30,593	0	631	3459	18	362	0	0	41	0	48	19,961	0	695,463
CH	71,012	16,563	6,870	66	997,923	653	19,383	0	85	957	0	0	0	15	6	0	415	25	9	1,113,982
TOTAL	1,989,977	2,802,856	622,426	763,024	76,116,049	56,740	406,012	1,366	12,402	32,063	1,052	4,548,649	17	6,598,303	32,548	20	2,338	619,299	61	94,605,202

Table V – Breakdown of alerts on persons stored in SIS as at 31 December 2025

Alerts on persons		
Third country nationals subject to a return decision	Article 3 of Regulation (EU) 2018/1860	819,413
Third country nationals to be refused entry and stay into the territory of the Member States	Articles 24 and 25 of Regulation (EU) 2018/1861	668,853
Persons for arrest and surrender or extradition	Article 26 of Regulation (EU) 2018/1862	41,436
Missing and vulnerable persons (child and adult)	Article 32 of Regulation (EU) 2018/1862	137,594
Persons to assist with a judicial procedure	Article 34 of Regulation (EU) 2018/1862	111,462
Persons for discreet/specific/inquiry check and for national security	Article 36 of Regulation (EU) 2018/1862	211,219
Unknown wanted persons for identification	Article 40 of Regulation (EU) 2018/1862	61
TOTAL		1,990,038

Table VI – Breakdown of hits on foreign alerts reported in 2025

Hits on foreign alerts	
Third country nationals subject to a return decision, Article 3 Regulation (EU) 2018/1860	96,908
Third country nationals to be refused entry and stay into the territory of the Member States, Articles 24 & 25 Regulation (EU) 2018/1861	60,227
Persons for arrest and surrender or extradition, Article 26 Regulation (EU) 2018/1862	11,863
Missing persons, vulnerable persons at risk (adult & child), Article 32 (1) Regulation (EU) 2018/1862	14,303
Persons to assist with a judicial procedure, Article 34 of Regulation (EU) 2018/1862	51,029
Persons and objects for discreet, inquiry and specific check and for national security, Article 36 (3) and (4) Regulation (EU) 2018/1862	71,352
Objects for seizure and use as evidence in criminal proceedings, Article 38 Regulation (EU) 2018/1862	59,302
Unknown wanted persons for identification, Article 40 Regulation (EU) 2018/1862	0
TOTAL	364,984

