



SIS II – 2014 Statistics

October 2015

(revision of the version published in March 2015)

This report has been produced pursuant to Article 50(3) of Regulation (EC) No 1987/2006 and Article 66(3) of Council Decision 2007/533/JHA with the purpose of publishing statistics on SIS II.

This report is public. Reproduction is authorised, except for commercial purposes, provided that the source is acknowledged.

Table of contents

Introduction	4
1. Explanatory note	5
1.1 Content.....	5
1.2 Methodology.....	6
2. SIS II Statistics	7
2.1 Accesses to SIS II	7
2.2 Number of alerts in SISII	9
2.3 Number of alerts per category in SISII	11
2.4 Alerts on persons by article	12
2.5 Number of hits	13

Introduction

Pursuant to Article 50(3) of Regulation (EC) No 1987/2006 of the European Parliament and of the Council on the establishment, operation and use of the second generation Schengen Information System (SIS II)¹ (hereafter referred to as the “SIS II Regulation”) as well as to Article 66(3) of Council Decision 2007/533/JHA on the establishment, operation and use of the second generation SIS II² (hereafter referred to as the “SIS II Decision”), the Management Authority shall publish statistics showing the number of records per category of alert, the number of hits per category of alert and how many times SIS II was accessed, in total and for each Member States, each year.

Article 3(a) of Regulation (EU) No 1077/2011³ establishing a European Agency for the operational management of large-scale IT systems in the area of freedom, security and justice (hereafter referred to as the “Agency”) states that in relation to SIS II, the Agency shall perform the tasks conferred on the Management Authority by Regulation (EC) No 1987/2006 and Decision 2007/533/JHA.

This document provides the above-mentioned statistics for 2014, from 01 January until 31 December. It is the second public statistical document published by eu-LISA on SIS II and the first covering an entire year (12 months). The first document, published in June 2014⁴, presented SIS II statistics from the entry into operations of the system on 9 April 2013 until 31 December 2013.

The data presented in this document is a collection of data received from Member States⁵ connected to SIS II and Associated Countries⁶ together with data available from the Central SIS II.

This version is an update of the document published in March 2015. An updated version was necessary following revised data provided by some Member States.

¹ OJ L 381, 28.12.2006, p.4.

² OJ L 205, 7.8.2007, p.63.

³ OJ L286, 01.11.2011, p.1.

⁴ The document “SIS II – 2013 Statistics” is available at the following link http://www.eulisa.europa.eu/Publications/Reports/eu-LISA_SIS%20II%20-%20Statistics%202013.pdf

⁵ Member States of the EU connected to SIS II are: Austria, Belgium, Bulgaria, Czech Republic, Denmark, Estonia, Finland, France, Germany, Greece, Hungary, Italy, Latvia, Lithuania, Luxembourg, Malta, the Netherlands, Poland, Portugal, Romania, Slovakia, Slovenia, Spain and Sweden.

⁶ Iceland, Liechtenstein, Norway and Switzerland.

1. Explanatory note

1.1 Content

1.1.1 Accesses to SIS II

Access to SIS II shall only be authorised within the limit of competences of the national authorities⁷ referred to in Article 27 of the SIS II Regulation and Article 40 of the SIS II Decision.

Accesses to SIS II entail both:

- any query, regardless of whether a hit is achieved or not and whether the Central System or a national copy of the SIS II database is queried;
- any transaction intended to create/update/delete (CUD) an alert.

Every access is counted, even if an access resulted in an error and an error message was returned from the system (e.g. if the operator commits an error).

Member States without a national copy, and therefore querying only the Central System, are Denmark, Finland, Liechtenstein, Norway and Slovenia. In addition to that, there is a group of Member States which have a national copy but subscribed for certain type of queries to use the services of the Central System. In 2014, Member States using this type of service and thus using partially the Central System for queries were Austria, Czech Republic, Greece, Hungary, Iceland, Luxembourg, the Netherlands, Poland, Romania, Sweden and Slovakia.

1.1.2 Number of records per category of alert

SIS II shall contain only those categories of alerts that are entered by each of the Member States or Associated Countries as required for the purposes laid down in Articles 26, 32, 34, 36 and 38 of the SIS II Decision and Article 24 of the SIS II Regulation.

Alerts may relate to:

- Persons in relation to whom an alert has been entered;
- Objects referred to in Articles 36 and 38 of the SIS II Decision (vehicles, aircraft, banknotes, blank official documents, boats, boat engines, containers, firearms, industrial equipment, issued documents, vehicle licence plates, securities and means of payment, vehicle registration documents).

In SIS II an *alert* represents a set of data entered into the system that allows competent authorities to identify a person or an object with a view to taking specific action.

1.1.3 Alerts on persons by article

In SIS II alerts on persons can be issued for the purposes of identifying the following people:

- Persons subject to arrest for surrender or extradition pursuant to Article 26 of the SIS II Decision;
- Third country nationals to be refused entry into or stay within the Schengen Area pursuant to Article 24 of the SIS II Regulation;

⁷ OJ C 278, 22.08.2014.

- Missing persons (adults) pursuant to Article 32 of the SIS II Decision;
- Missing persons (minors) pursuant to Article 32 of the SIS II Decision;
- Persons to assist with a judicial procedure pursuant to Article 34 of the SIS II Decision;
- Persons for discreet or specific check pursuant to Article 36 of the SIS II Decision.

1.1.4 Number of hits

As per the SIRENE Manual⁸ a hit occurs in SIS II when all the following criteria are met:

- a search is conducted by a user;
- the search reveals a foreign alert (alert issued by another country other than that undertaking the search) in SIS II;
- data concerning the alert in SIS II matches the search data;
- further actions are requested as a result of the hit.

1.2 Methodology

This document was prepared on the basis of data provided by:

- the Central System SIS II reports:
 - Accesses to SIS II (as far as CUDs⁹ were concerned);
 - Number of alerts in SIS II;
 - Number of records per category of alert;
 - Alerts on persons by article;
- by each Member State and Associated Country connected to the Central System SIS II:
 - Accesses to SIS II (as far as queries were concerned);
 - Number of hits.

Member States of the EU connected to SIS II are Austria, Belgium, Bulgaria, Czech Republic, Denmark, Estonia, Finland, France, Germany, Greece, Hungary, Italy, Latvia, Lithuania, Luxembourg, Malta, the Netherlands, Poland, Portugal, Romania, Slovakia, Slovenia, Spain and Sweden.

Associated Countries connected to SIS II are Iceland, Norway, Switzerland and Liechtenstein.

The UK's technical preparations and testing were completed in October 2014. Following a Council decision, the UK will be integrated in SIS II as of 13 April 2015.

The authorities of Ireland, Cyprus and Croatia are currently preparing for technical connection to SIS II.

Europol¹⁰ and Eurojust¹¹ have the right, within their respective mandates, to access and search directly data in SIS II. Europol was successfully integrated into SIS II on 10 December 2014. However, the statistics on the accesses to SIS II of the above-mentioned agencies are not in the scope of this document, as the document shall cover only accesses by countries.

⁸ OJ L44, 18.2.2015.

⁹ Create/Update/Delete/Change expire date transactions.

¹⁰ Article 41 SIS II Decision.

¹¹ Article 42 SIS II Decision.

2. SIS II Statistics

2.1 Accesses to SIS II

2.1.1 Access to SIS II per country

In the reporting period 01 January 2014 – 31 December 2014, SIS II was accessed a total of 1,982,036,538 times by all countries as per the data collected. No distinction is made between accesses to SIS II achieved through the Central SIS II or through a national copy of the Central SIS II. Figure 1 shows the number of accesses, in the reporting period, in total and with a breakdown per country.

Country	Queries		Total queries (manual + automated)	CUDs ¹²	Total accesses (queries + CUDs)
	Manual processes	Automated processes			
BE	9,399,456		9,399,456	689,050	10,088,506
BG	2,929,955	54,742,458	57,671,513	502,432	58,173,945
CZ	49,045,118	22,451,630	71,496,748	954,459	72,451,207
DK ¹³			5,507,876	110,130	5,618,006
DE			366,573,681	3,183,997	369,757,678
EE	26,774,919	31,801,172	58,576,091	62,145	58,638,236
GR	30,771,782	6,344,694	37,116,476	257,366	37,373,842
ES			384,816,228	1,726,463	386,542,691
FR ¹⁴	77,226,877	68,023,703	145,250,580	1,741,622	146,992,202
IT	46,087,145		46,087,145	3,904,294	49,991,439
LV	21,126,754		21,126,754	24,690	21,151,444
LT	26,704,253		26,704,253	120,727	26,824,980
LU	442,435	442,934	885,369	8,845	894,214
HU ¹⁵	74,442,080		74,442,080	321,344	74,763,424
MT	1,236,125		1,236,125	23,828	1,259,953
NL	48,771,634	10,796,485	59,568,119	623,311	60,191,430
AT ¹⁶			60,843,351	205,958	61,049,309
PL	184,574,061		184,574,061	790,176	185,364,237
PT	24,830,423		24,830,423	60,989	24,891,412
RO	106,694,346		106,694,346	1,281,887	107,976,233
SI	33,379,707		33,379,707	41,413	33,421,120
SK	3,341,570	1,622,660	4,964,230	302,724	5,266,954
FI	41,830,833	6,402,657	48,233,490	45,942	48,279,432
SE	13,080,907	0	13,080,907	195,394	13,276,301
IS	1,349,452	77,317	1,426,769	3,727	1,430,496
NO	10,923,909		10,923,909	68,756	10,992,665
CH			108,736,520	149,666	108,886,186
LI	411,057	76,224	487,281	1,715	488,996
TOTAL¹⁷	835,373,898	202,781,934	1,038,155,832	17,403,050	1,055,558,882

Figure 1: Accesses to SIS II in 2014, breakdown per country

¹² CUDs refer to create/update/delete/change of expiry date.

¹³ This data was provided by eu-LISA.

¹⁴ In 2014, France provided also accesses via automatic number plate recognition systems (ANPR), data which was not provided for 2013.

¹⁵ During the drafting of the current report, Hungary amended data on accesses provided for 2013. The total accesses to SIS II for Hungary in 2013 were 55,310,691 and not 36,161,651 as indicated in the report published in June 2014.

¹⁶ In August 2015, Austria rectified data on accesses provided for 2014 and for 2013. The total accesses to SIS II for Austria in 2014 were 60,843,351 and not 30,745,312 as initially published in the first version of this report in March 2015. The total accesses to SIS II for Austria in 2013 were 53,407,350 and not 37,623,689 as indicated in the report published in June 2014.

¹⁷ Due to some minor discrepancies between the data provided by Member States and Associated Countries and the data available at central level about querying the Central System, some investigations are still ongoing at the time of drafting this report. Thus the data presented may not reflect accurately the picture of queries to the SIS II in 2014.

SIS II can be queried manually, when there is a human intervention¹⁸, or via automated processes¹⁹.

Germany, Spain, Italy, Romania and Switzerland reported using automatic systems for querying SIS II but it was not possible for them to separate the number of manual accesses from the automated ones.

With 19.5% of the reported total accesses, Spain accessed the system most frequently in the reporting period closely followed by Germany with almost 19%.

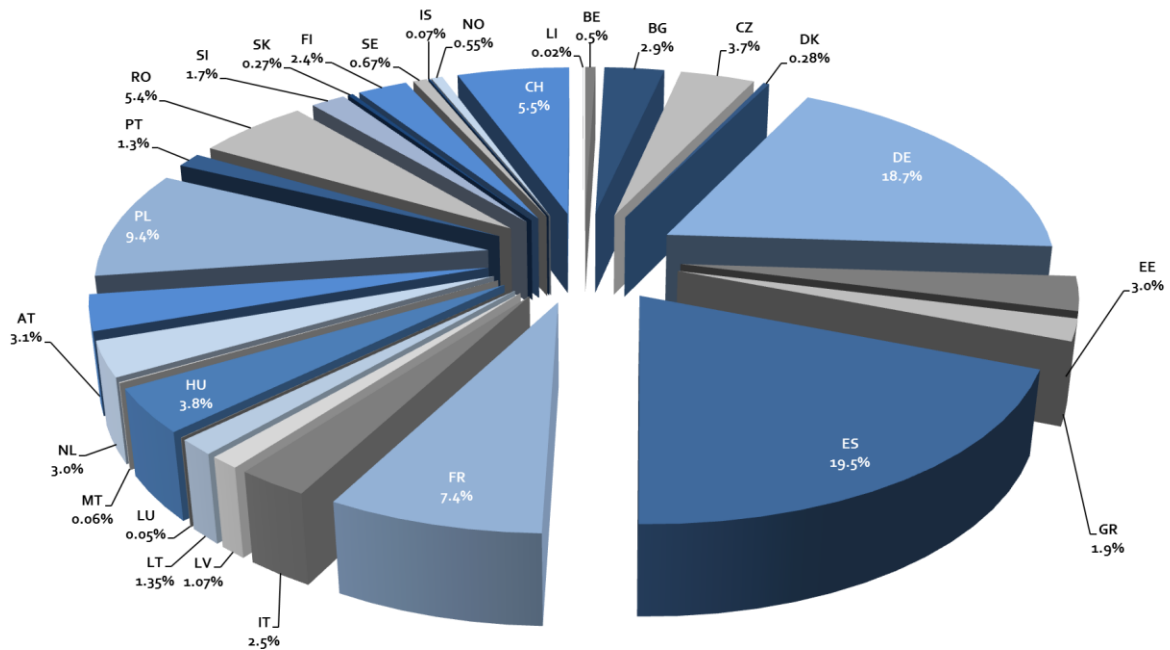


Figure 2: Accesses to SIS II in 2014, breakdown per country

Implementation of accesses to SIS II is a Member State's matter. Increase in the usage could depend, among other reasons, on additional mobile devices in use as well as enhanced user interfaces.

¹⁸ This covers checks by staff using radios, telephones, computer terminals, document scanners and all other forms of "traditional check" where a user makes the decision to carry out a check.

¹⁹ This covers queries carried out by automatic number plate recognition systems (ANPR) or other forms of automated bulk queries. These systems are relevant for alerts under Articles 36 and 38 of the SIS II Decision.

2.2 Number of alerts in SISII

On 31 December 2014 there were 55,970,029 alerts in total in SIS II.

2.2.1 Volume and distribution per country

Figure 3 below shows the breakdown of the content of the SIS II database per country connected to the system as of 31 December 2014.

Country	Alerts
BE	3,194,684
BG	1,178,620
CZ	2,699,576
DK	662,088
DE	8,503,288
EE	396,072
GR	946,548
ES	4,792,973
FR	3,721,127
IT	17,373,768
LV	79,968
LT	1,220,382
LU	24,892
HU	827,180
MT	104,335
NL	4,105,241
AT	412,637
PL	1,418,405
PT	187,662
RO	1,335,793
SI	204,716
SK	900,343
FI	143,917
SE	322,006
IS	16,025
NO	194,969
CH	999,106
LI	3,708
TOTAL	55,970,029

Figure 3: Volume of alerts in SIS II in 2014, breakdown per country

With a total of more than 17 million alerts inserted into the database, Italy is the country which owns the majority of records (representing 31% of the total amount of alerts), followed by Germany with 8.5 million (15.2% of the total), Spain and the Netherlands with over 4 million each (respectively 8.6% and 7.3% of the total).

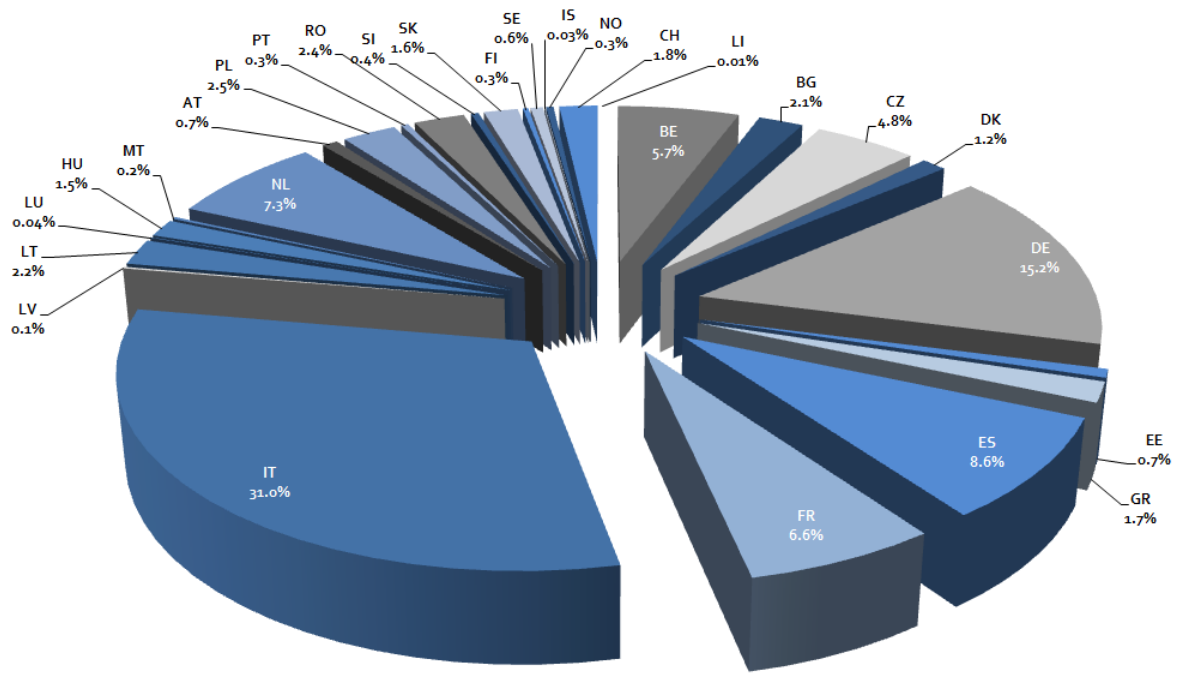


Figure 4: Volume of alerts in SIS II in 2014, breakdown per country

2.3 Number of alerts per category in SISII

2.3.1 Volume and distribution of alerts

Figure 5 below shows the composition of the SIS II database on 31 December 2014.

COUNTRY	Person	Vehicle	Aircraft	Banknote	Blank document	Boat	Boat engine	Container	Firearm	Industrial equipment	Issued document	Licence plate	Security	Vehicle registration document
BE	13,492	54,493	0	4,459	17,444	19	62	2	38,727	220	2,652,574	216,282	3	196,907
BG	1,461	25,192	1	0	0	2	3	0	87	53	875,868	131,492	0	144,461
CZ	13,555	83,380	0	0	3,464	7	15	0	17,387	3,245	1,757,019	120,172	383	700,949
DK	3,301	28,657	0	6	1,537	13	93	0	4,827	74	623,219	361	0	0
DE	54,417	254,083	4	192,145	165,354	1,079	6,358	38	157,831	32,932	6,571,290	719,074	171,795	176,888
EE	1,505	2,440	0	0	0	7	1	0	218	0	391,891	9	0	1
GR	60,771	180,433	0	28,334	109,170	396	1,075	0	15,898	0	400,683	149,602	1	185
ES	69,374	647,540	1	530	11,022	397	0	3	49,191	2,302	3,947,553	807	103	64,150
FR	110,040	356,972	1	34,343	41,625	74	38	23	35,956	1,220	2,877,977	2,788	218,183	41,887
IT	271,254	1,133,976	0	3,751	615,112	315	15	1	56,247	4	12,752,700	565,820	1,040,926	933,647
LV	1,097	1,973	0	0	0	1	1	0	12	36	75,315	1,201	1	331
LT	2,896	27,870	0	19	33	20	10	0	3,327	12	809,783	297,218	0	79,194
LU	1,279	1,204	0	25	4,897	1	0	0	149	98	16,796	124	203	116
HU	18,660	33,435	0	109	399	5	13	1	384	3	723,573	30,701	64	19,833
MT	2,162	957	0	2	4	10	24	0	205	0	100,103	29	1	838
NL	22,875	89,785	0	73	2,876	140	137	8	1,499	549	3,982,159	209	2	4,929
AT	22,914	26,845	0	280	2,813	10	131	2	5,642	89	332,653	20,686	389	183
PL	26,898	180,795	0	1,010	1,529	354	288	10	17,097	1,872	921,727	130,129	257	136,439
PT	19,211	59,351	0	2	1,496	6	84	1	8,630	4	98,821	1	54	1
RO	7,056	7,218	0	16	1	0	1	0	538	0	1,168,314	0	0	152,649
SI	1,007	7,860	0	255	1,587	37	102	2	711	2	150,652	39,440	0	3,061
SK	7,880	24,078	0	0	264	9	9	4	4,582	29	835,742	27,735	0	11
FI	2,374	4,969	0	0	103	21	211	0	6,951	4	128,834	444	2	4
SE	12,706	34,170	3	46	16	75	4	0	19,072	5	255,604	291	14	0
IS	41	2	0	0	164	0	0	0	6	0	15,812	0	0	0
NO	15,428	7,887	0	97	276	290	1,060	1	1,701	13	152,047	15,484	0	685
CH	33,869	22,903	0	1,621	24	0	0	0	10,174	0	930,544	0	0	1
LI	241	73	0	0	1	0	0	0	10	17	3,205	128	28	5
TOTAL	797,764	3,298,541	10	267,123	981,211	3,288	9,735	96	457,059	42,783	43,552,428	2,470,227	1,432,409	2,657,355

Figure 5: Volume and distribution of alerts in SIS II in 2014, breakdown per country

In 2014 alerts on persons represented 1.43% of the content of SIS II. Alerts concerning issued documents such as passports, identity cards, driving licenses, residence permits and travel documents which have been stolen, misappropriated, lost or invalidated are most prominent in the database, making up 77.81% of the total.

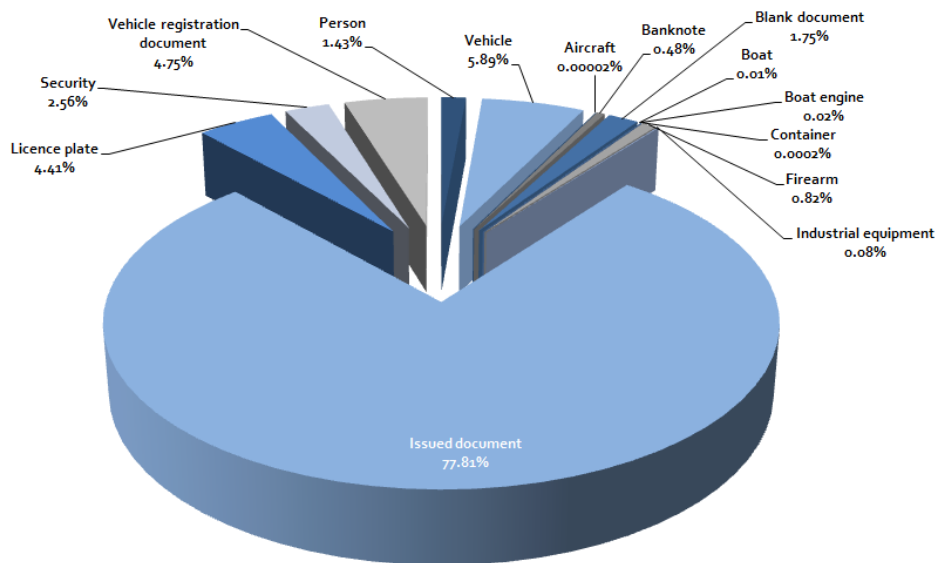


Figure 6: Distribution of alerts in SIS II in 2014

2.4 Alerts on persons by article

2.4.1 Volume and distribution of alerts on persons

There were 797,764 alerts related to persons in the SIS II dataset at the end of 2014, divided as shown below in figure 7:

Alert for the purpose of arrest for surrender or extradition - Art 26 SIS II Decision	34,651
Third country nationals to be refused entry or stay into the Schengen Area - Art 24 SIS II Regulation	547,492
Missing person (Adults) - Art 32 SIS II Decision	24,552
Missing person (Minors) - Art 32 SIS II Decision	42,623
Person to assist with a judicial procedure - Art 34 SIS II Decision	101,918
Person for discreet or specific check - Art 36 SIS II Decision	46,528
TOTAL	797,764

Figure 7: Alerts on persons

68.6% of the alerts on persons, created pursuant to Article 24 of the SIS II Regulation (i.e. to refuse entry into or stay within the Schengen area), constituted the biggest category of alerts on persons.

A total of 67,175 alerts were stored in SIS II for missing persons (adults and minors) representing 8.4% of the total amount of records on persons available in the system at the end of the year.

Figure 8 shows the distribution of the 797,764 alerts on persons stored in SIS II on 31 December 2014.

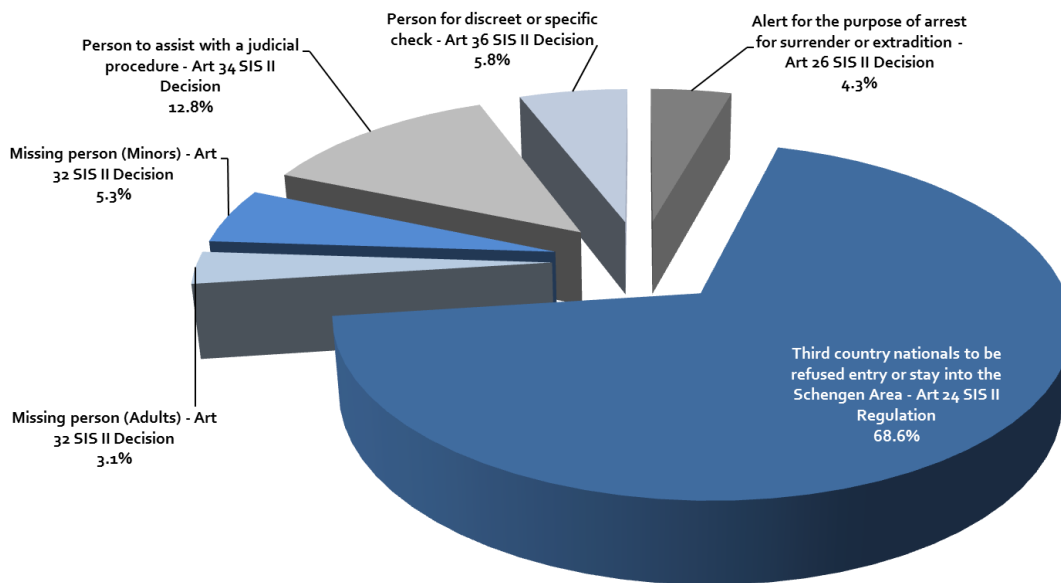


Figure 8: Alerts on persons

2.5 Number of hits

2.5.1 Volume and distribution of hits

A total of 128,598 hits²⁰ were reported on foreign alerts (on alerts issued by another country, as defined in section 1.1.4). These are shown in figure 9.

Art 26 SIS II Dec	8,774	
Art 24 SIS II Reg	26,551	
Art 32 SIS II Dec	3,961	
Art 34 SIS II Dec	31,255	
Art 36 SIS II Dec	23,942	
Art 38 SIS II Dec	vehicles, trailers, caravans	14,103
	boats	32
	aircraft	1
	industrial equipment	258
	boat engines	27
	containers	1
	firearms	180
	blank docs	1,247
	vehicle registration certificates	791
	number plates	2,337
	issued docs	12,852
	banknotes	2,275
	securities and means of payment	11
	TOTAL	128,598

Figure 9: Volume and distribution of hits in 2014

The alerts which triggered the highest number of hits were those pursuant to Article 34 of the SIS II Decision (persons to assist with a judicial procedure).

²⁰ In September 2015, a Member State rectified the number initially provided for the hits on foreign alerts related to Article 24 SIS II Reg. for 2014.



© European Agency for the operational management of large-scale IT systems in the area of freedom, security and justice, 2015
ISBN: 978-92-95203-40-2 – doi:10.2857/97324