



2017-056

Protection level PUBLIC

SIS II – 2016 Statistics

February 2017

This report has been produced pursuant to Article 50(3) of Regulation (EC) No 1987/2006 and Article 66(3) of Council Decision 2007/533/JHA with the purpose of publishing statistics on SIS II.
This report is public. Reproduction is authorised, except for commercial purposes, provided that the source is acknowledged.

Table of Contents

Introduction	4
1. Explanatory note	5
1.1 Content.....	5
1.2 Methodology.....	6
2. SIS II Statistics	7
2.1 Accesses to SIS II per Member State	7
2.2 Number of alerts in SIS II.....	9
2.3 Number of hits	12
3. Conclusion	13
Annex – updated data from 2015	14

Introduction

Pursuant to Article 50(3) of Regulation (EC) No 1987/2006 of the European Parliament and of the Council¹ (hereafter referred to as the "SIS II Regulation") and parallel provision in Article 66(3) of Council Decision 2007/533/JHA² (hereafter referred to as the "SIS II Decision"), each year the Management Authority shall publish statistics on:

- the number of records per category of alert,
- the number of hits per category of alert,
- how many times SIS II was accessed, in total and for each Member State³.

Article 3(a) of Regulation (EU) No 1077/2011⁴ establishing a European Agency for the operational management of large-scale IT systems in the area of freedom, security and justice (hereafter referred to as the "Agency") states that in relation to SIS II, the Agency shall perform the tasks conferred on the Management Authority by Regulation (EC) No 1987/2006 and Decision 2007/533/JHA.

This document provides the above-mentioned statistics from 01 January until 31 December 2016. The data presented in this document is a collection of data received from Member States connected to SIS II together with data available from the Central SIS II.

In the Annex updated data for 2015 is available, following the submission of revised data from Member States.

Previous years' collections of statistics and revised versions are available on the eu-LISA website⁵.

¹ Regulation (EC) No 1987/2006 of the European Parliament and of the Council on the establishment, operation and use of the second generation Schengen Information System (SIS II), OJ L 381, 28.12.2006.

² Council Decision 2007/533/JHA on the establishment, operation and use of the second generation Schengen Information System (SIS II), OJ L 205, 7.8.2007.

³ Under the term "Member States" the current document refers to the Member States of the EU and Associated Countries which are bound under Union law by the legislative instruments governing SIS II, if not further explained. Member States of the EU currently connected to SIS II are: Austria, Belgium, Bulgaria, Czech Republic, Denmark, Estonia, Finland, France, Germany, Greece, Hungary, Italy, Latvia, Lithuania, Luxembourg, Malta, the Netherlands, Poland, Portugal, Romania, Slovakia, Slovenia, Spain, Sweden and the United Kingdom. Associated Countries connected to SIS II are: Iceland, Liechtenstein, Norway and Switzerland.

⁴ OJ L286, 01.11.2011

⁵ http://www.eulisa.europa.eu/Publications/p_reports/Pages/default.aspx

1. Explanatory note

1.1 Content

1.1.1 Accesses to SIS II

Access to SIS II shall only be authorised within the limit of competences of the national authorities⁶ referred to in Article 27 of the SIS II Regulation and Article 40 of the SIS II Decision.

Accesses to SIS II is intended as both:

- any query, regardless of whether a hit is made or not and whether the Central System or a national copy of the SIS II database is queried;
- any transaction intending to create/update/delete (CUD) an alert.

Every access is counted, even if an access resulted in an error and an error message was returned from the system.

Member States without a national copy, and therefore querying only the Central System are Denmark, Finland, Liechtenstein, Norway and Slovenia. In addition, there is a group of Member States that have a national copy but subscribe, for certain types of queries, to use the services of the Central System. Similar to the previous reporting year, in 2016 the Member States using partially the Central System for queries were Austria, Czech Republic, Greece, Hungary, Iceland, Luxembourg, the Netherlands, Poland, Romania, Slovakia, Sweden and Switzerland.

1.1.2 Number of records per category of alert

SIS II contains only those categories of alerts that are entered by each of the Member States as required for the purposes laid down in Articles 26, 32, 34, 36 and 38 of the SIS II Decision and Article 24 of the SIS II Regulation.

Alerts can relate to:

- Persons in relation to whom an alert has been entered;
- Objects referred to in Articles 36 and 38 of the SIS II Decision (vehicles, aircraft, banknotes, blank official documents, boats, boat engines, containers, firearms, industrial equipment, issued documents, vehicle licence plates, securities and means of payment, vehicle registration documents).

In SIS II an *alert* represents a dataset entered into the system that allows competent authorities to identify a person or an object with a view to taking specific action.

1.1.3 Alerts on persons by article

In SIS II, alerts on persons can be issued for the purposes of identifying the following people:

- Persons subject to arrest for surrender or extradition pursuant to Article 26 of the SIS II Decision;
- Third country nationals to be refused entry into or stay within the Schengen Area pursuant to Article

⁶ OJ C 268, 22.07.2016

24 of the SIS II Regulation;

- Missing persons (adults and minors) pursuant to Article 32 of the SIS II Decision;
- Persons to assist with a judicial procedure pursuant to Article 34 of the SIS II Decision;
- Persons for discreet or specific checks pursuant to Article 36 of the SIS II Decision.

1.1.4 Number of hits

As per the SIRENE Manual⁷ a hit occurs in SIS II when all of the following criteria are met:

- a search is conducted by a user;
- the search reveals a foreign alert (alert issued by a Member State other than the one undertaking the search) in SIS II;
- data concerning the alert in SIS II matches the search data;
- further actions are requested as a result of the hit.

1.2 Methodology

This document was prepared on the basis of data provided by:

- the Central System SIS II reports:
 - Accesses to SIS II - CUDs⁸;
 - Number of alerts in SIS II;
 - Number of records per category of data;
 - Alerts on persons;
- by each Member State connected to the Central System SIS II:
 - Accesses to SIS II - queries;
 - Number of hits.

The data refers to the reporting period from 01 January until 31 December 2016.

The authorities of Ireland, Cyprus and Croatia are currently preparing for technical connection to SIS II.

Europol⁹ and Eurojust¹⁰ have the right, within their respective mandates, to access and search data directly in SIS II. However, the statistics on accesses to SIS II of the above-mentioned agencies are not in the scope of this document, as the document covers only accesses by Member States.

⁷ OJ L44, 18.2.2015.

⁸ Create/Update/Delete/Change expiry date transactions.

⁹ Article 41 SIS II Decision.

¹⁰ Article 42 SIS II Decision.

2. SIS II Statistics

2.1 Accesses to SIS II per Member State

In the reporting period 01 January – 31 December 2016, as per the data reported, **SIS II was accessed a total of 3,983,457,108 times by the Member States**. No distinction is made between accesses to SIS II, made through the Central SIS II or through a national copy of the Central SIS II.

MS	Queries		Total queries (manual + automated)	CUDs	Total accesses (queries + CUDs)
	Manual processes	Automated processes			
AT			84,374,919	223,661	84,598,580
BE	13,018,640	2,182,496	15,201,136	2,709,062	17,910,198
BG	3,122,452	93,212,314	96,334,766	616,667	96,951,433
CZ	23,942,584	83,305,207	107,247,791	1,281,192	108,528,983
DK	8,361,481	743,536	9,105,017	193,418	9,298,435
EE ¹¹	27,922,338	17,399,829	45,322,167	185,127	45,507,294
FI	41,076,279	8,616,253	49,692,532	40,518	49,733,050
FR ¹²	431,832,636	364,338,142	796,170,778	4,621,966	800,792,744
DE			397,300,988	2,690,971	399,991,959
EL	35,031,930	3,567,058	38,598,988	262,337	38,861,325
HU	80,107,671		80,107,671	382,662	80,490,333
IS	4,572,145	82,379	4,654,524	5,615	4,660,139
IT ¹³	96,633,496	80,707,191	177,340,687	4,006,374	181,347,061
LV	24,182,225		24,182,225	29,060	24,211,285
LI	365,185	254,565	619,750	1,535	621,285
LT	34,704,940		34,704,940	195,276	34,900,216
LU	1,179,062	374,771	1,553,833	9,305	1,563,138
MT	3,929,690	113,301	4,042,991	24,276	4,067,267
NL	85,220,215	21,038,042	106,258,257	542,762	106,801,019
NO	45,290,536		45,290,536	212,551	45,503,087
PL	294,018,981		294,018,981	912,480	294,931,461
PT	35,119,662		35,119,662	107,138	35,226,800
RO	333,845,042		333,845,042	259,312	334,104,354
SK	3,425,542	1,751,397	5,176,939	296,946	5,473,885
SI	40,376,218		40,376,218	73,245	40,449,463
ES ¹⁴			473,883,917	2,393,108	476,277,025
SE			19,152,800	262,126	19,414,926
CH			126,929,353	150,923	127,080,276
UK ¹⁵	430,051,997	83,297,899	513,349,896	810,191	514,160,087
TOTAL	2,097,330,947	760,984,380	3,959,957,304	23,499,804	3,983,457,108

Figure 1: 2016 accesses to SIS II per Member State

¹¹ During the collection of annual statistics for 2016, EE provided updated data for accesses in 2015. Updated data is available in the Annex.

¹² The increase of the usage for 2016 compared to 2015 reported by FR is mainly due to the entry into operation of a national system crosschecking API (Advanced Passengers Information system) against SIS as well as to the deployment of enhanced user interfaces.

¹³ The increased of the usage reported by IT in 2016 is mainly due to an additional querying service made available to the National Police and growth in the usage by the border authorities.

¹⁴ In 2016, ES reported for the first time queries performed by API's (Advanced Passengers Information system).

¹⁵ The increase in queries, compared to last year, is mainly related to the increased number of national systems connected to SIS II. The UK was connected to SIS II on 13 April 2015, with alerts being made available at the border from November 2015.

Figure 1 shows the number of accesses, for the reporting period, in total and with a breakdown per Member State. SIS II can be queried manually, by a human intervention¹⁶, or via automated processes¹⁷.

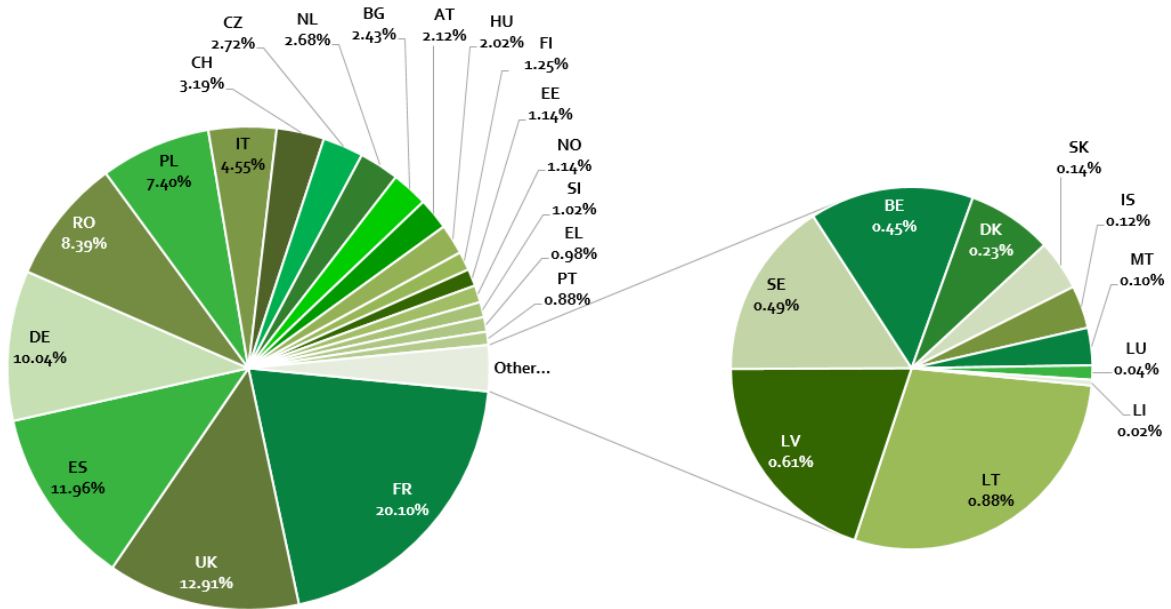


Figure 2: 2016 accesses to SIS II per Member State

With 20.1% of the reported total accesses, France is the Member State, which performed the majority of accesses to SIS II in 2016, followed by the UK (with 12.9%), Spain (with 11.9%) and Germany (with 10% of total accesses).

¹⁶ This covers checks by staff using radios, telephones, computer terminals, document scanners and all other forms of “traditional check” where a user makes the decision to carry out a check.

¹⁷ This covers queries carried out by automatic number plate recognition systems (ANPR) or other forms of automated bulk queries. These systems are relevant for alerts under Articles 36 and 38 SIS II Decision.

2.2 Number of alerts in SISII

On 31 December 2016 there were in total **70,827,959** alerts in SIS II.

2.2.1 Volume and distribution

Figure 3 below shows the breakdown of the content of the SIS II database per Member State and per category of data on 31 December 2016.

MS	Total per MS	Person	Vehicle	Aircraft	Banknote	Blank document	Boat	Boat engine	Container	Firearm	Industrial equip.	Issued document	Licence plate	Security	Vehicle regis. Doc.
AT	440,975	19,552	27,234	0	188	2,205	26	240	5	4,546	274	347,935	36,053	2,162	555
BE	3,647,501	16,044	45,397	0	4,256	12,343	34	77	3	39,293	377	3,030,242	267,631	5	231,799
BG	1,335,571	1,483	29,825	0	0	0	6	5	0	180	180	984,303	150,384	229	168,976
CZ	2,997,694	13,860	85,323	1	5	3,687	8	43	0	17,742	3,445	1,800,898	119,872	477	952,333
DK	746,220	5,186	30,297	0	6	1,618	999	5,615	0	4,554	5,513	685,429	7,003	0	0
EE	392,227	1,427	1,948	0	0	0	12	4	0	182	1	388,639	13	0	1
FI	181,904	3,086	5,455	0	0	116	62	542	0	6,213	12	164,888	1,503	0	27
FR	9,334,803	121,921	447,330	18	30,393	16,314	1,021	1,733	175	43,303	13,396	6,918,918	32,455	1,464,539	243,287
DE	10,183,856	77,488	307,405	6	193,484	296,050	1,506	9,702	84	177,020	75,400	7,422,531	910,986	450,720	261,474
EL	1,244,287	39,999	207,160	0	28,334	133,806	626	1,562	2	17,602	1	606,146	208,774	36	239
HU	834,013	27,845	20,235	0	69	407	8	27	0	531	28	732,291	32,017	157	20,398
IS	17,457	49	2	0	0	164	0	0	0	4	0	17,238	0	0	0
IT	19,647,069	241,162	1,094,165	0	4,773	591,469	534	69	1	69,292	3,585	13,042,346	741,209	2,831,380	1,027,084
LV	91,085	1,569	2,716	0	0	0	3	6	0	13	35	84,830	1,536	2	375
LI	5,482	253	39	0	0	1	0	0	0	19	23	4,907	175	59	6
LT	1,436,186	3,241	28,669	0	19	37	45	18	1	3,281	21	997,990	317,939	1	84,924
LU	28,802	1,751	1,281	0	30	5,097	3	0	0	152	139	19,800	158	278	213
MT	129,071	1,649	1,199	0	1	5	34	59	0	254	0	124,723	76	2	1,069
NL	4,275,209	24,793	89,197	0	44	835	254	300	8	3,104	905	4,155,582	182	3	2
NO	470,346	19,594	9,227	0	97	334	502	2,030	1	2,120	40	403,243	32,563	0	595
PL	2,170,252	22,665	138,945	3	1,165	1,562	513	448	53	23,102	2,760	1,672,297	98,423	343	208,973
PT	229,503	21,430	61,682	0	2	1,857	13	112	1	7,317	8	136,890	5	185	1
RO	1,391,547	8,077	7,203	0	16	35	0	1	0	548	0	1,215,059	0	0	160,608
SK	1,170,587	7,949	27,531	0	200	319	14	16	15	4,930	33	1,068,710	60,580	0	290
SI	264,820	1,195	8,102	0	255	1,675	50	149	2	891	4	209,372	41,912	0	1,213
ES	6,451,356	66,776	673,097	6	571	13,522	776	0	10	59,859	6,830	5,624,936	1,844	268	2,861
SE	337,861	13,398	32,285	5	151	1,130	911	1,441	10	23,055	33	264,796	632	14	0
CH	1,217,824	38,088	26,127	0	1,637	109	130	795	0	6,515	9,128	1,134,042	0	1,239	14
UK	154,451	28,472	113,414	0	0	0	132	341	88	1,768	10,235	1	0	0	0
Total	70,827,959	830,002	3,522,390	39	265,696	1,084,697	8,222	25,335	459	517,390	132,406	53,257,982	3,063,925	4,752,099	3,367,317

Figure 3: Volume and distribution of alerts on 31 December 2016

Italy - with more than 19 million alerts - is the Member State which owns the biggest number of records, representing almost 28% of the total number of alerts, followed by Germany with over 10 million (14% of the total) and France with over 9 million (13% of the total).

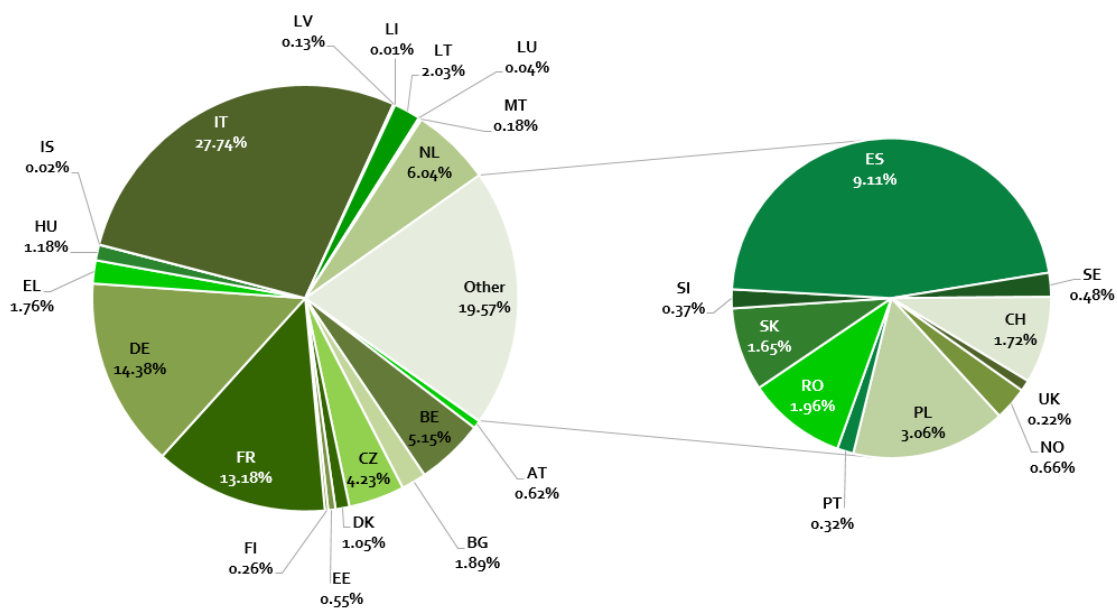


Figure 4: Volume of alerts per Member State

In 2016, alerts on persons represented 1.17% of the total alerts in SIS II. Alerts concerning issued documents such as passports, identity cards, driving licenses, residence permits and travel documents, which have been stolen, misappropriated, lost or invalidated, are the most frequent in the database, making more than 75% of the total.

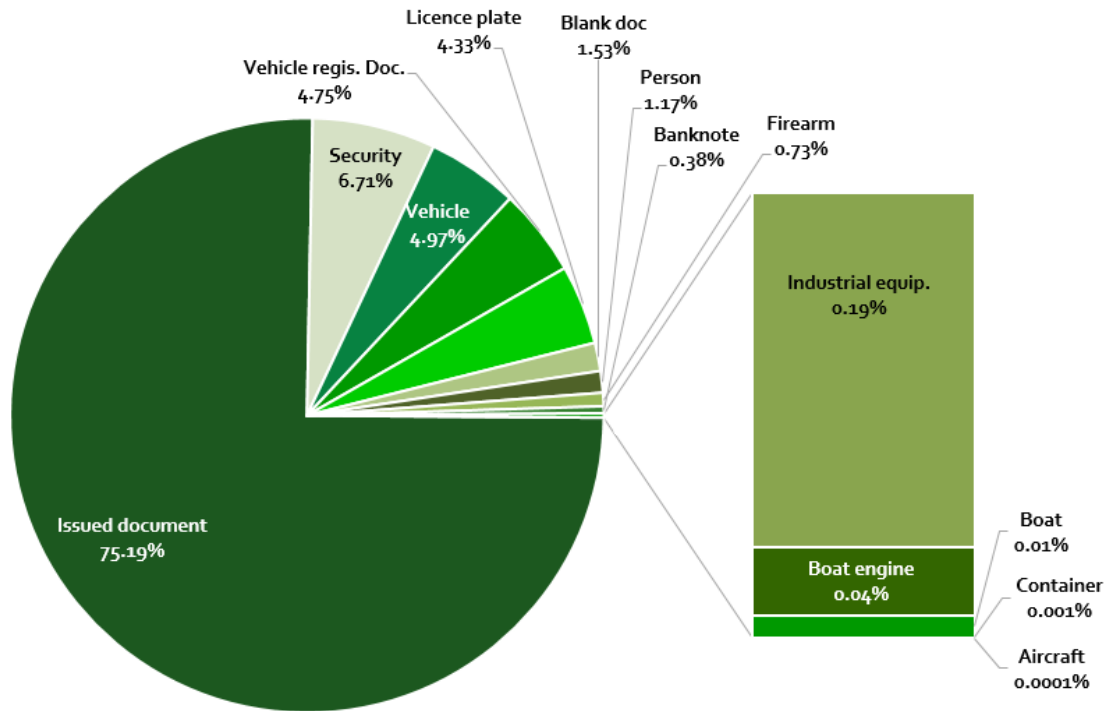


Figure 5: Distribution of alerts per category in SIS II in 2016

2.2.2 Volume and distribution of alerts on persons

At the end of 2016, SIS II contained 830,002 alerts related to persons divided as shown below in figure 6:

Alerts on persons	
Alert for the purpose of arrest and surrender or extradition - Art 26 SIS II Dec	35,610
Third country nationals to be refused entry or stay into the Schengen Area - Art 24 SIS II Reg	484,036
Missing person (Adults) - Art 32 SIS II Dec	32,747
Missing person (Minors) - Art 32 SIS II Dec	65,370
Person to assist with a judicial procedure - Art 34 SIS II Dec	116,166
Person for discreet and specific check - Art 36 SIS II Dec	96,073
Total alerts on persons	830,002

Figure 6: Alerts on persons

The majority of alerts on persons, with over 58% of the total alerts on persons, were alerts pursuant to Article 24 of the SIS II Regulation (i.e. to refuse entry into or stay within the Schengen area); followed by the alerts pursuant to Article 34 of the SIS II Decision (i.e. person to assist with a judicial procedure) counting for 14% of the total alerts on persons.

Alerts on missing persons (adults and minors) were 97,117, forming almost 12% of the total amount of records on persons available in the system at the end of 2016.

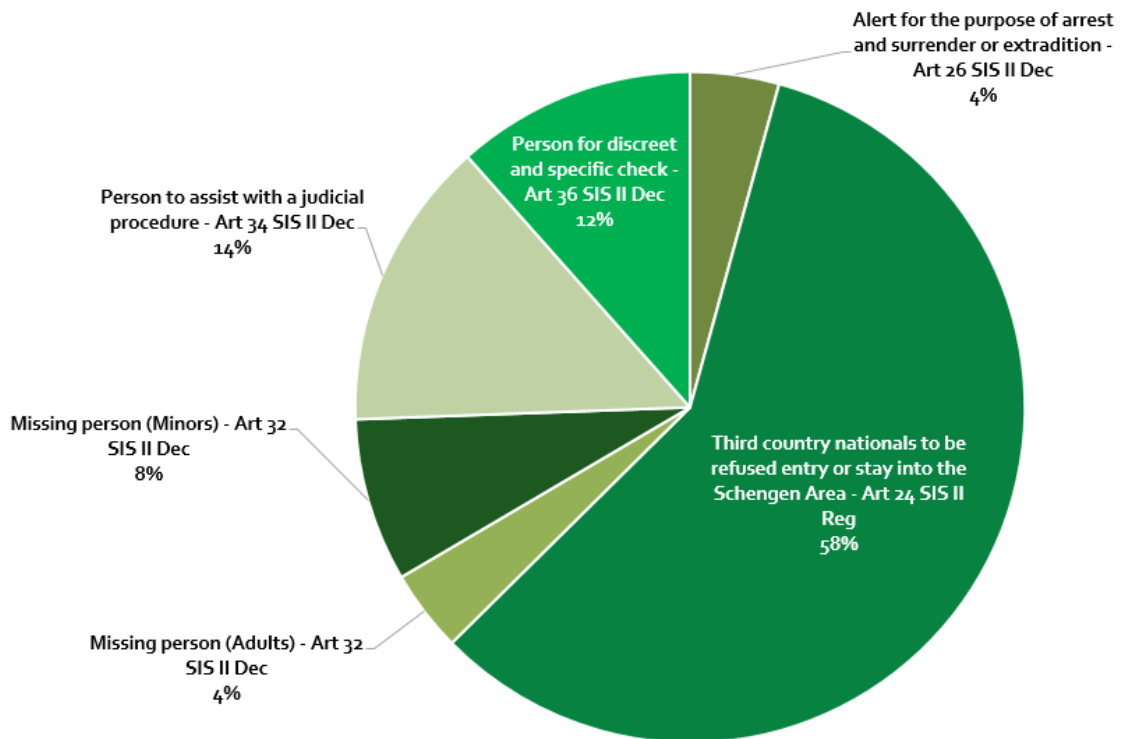


Figure 7: Alerts on persons

Figure 7 shows the distribution of the 830,002 alerts on persons stored in SIS II on 31 December 2016.

2.3 Number of hits

In 2016¹⁸, **200,778** hits were reported on foreign alerts (alerts issued by another country), as shown in figure 8.

No. hits on foreign alerts		TOTAL
Art 26 SIS II Dec		12,003
Art 24 SIS II Reg		29,746
Art 32 SIS II Dec		7,687
Art 34 SIS II Dec		47,931
Art 36 SIS II Dec		60,867
Art 38 SIS II Dec	vehicles, trailers, caravans	14,794
	boats	19
	aircraft	1
	industrial equipment	106
	boat engines	71
	containers	3
	firearms	185
	blank docs	1,198
	vehicle registration certificates	1,371
	number plates	2,842
	issued docs	21,868
	banknotes	53
	securities & means of payment	33
Total Art 38 SIS II Dec		42,544
TOTAL		200,778

Figure 8: Volume and breakdown per article of hits, reported for 2016

With more than 30% of the total hits, the highest number of hits was triggered by alerts pursuant to Article 36 of the SIS II Decision (persons and objects for discreet or specific checks).

¹⁸ The total number of hits reported for 2015 was updated during the collection of statistics for 2016. The updated figures are available in the Annex.

3. Conclusion

In 2016, SIS II was accessed nearly 4 billion times by Member States.

Almost 71 million alerts were recorded in the system on 31 December 2016. The biggest category of alerts was related to issued documents, representing over 75% of the total number. Alerts on persons represented 1.17% of the total number of alerts.

A total of 200,778 hits on foreign alerts were reported for 2016. This represents an increase of 30% compared to the total amount of hits reported for 2015. Over 74% of hits generated in 2016 were triggered by alerts on persons.

The usage of SIS II in Member States depends on the implementation of the system at national level, on how business processes and workflows are defined as well as on the technical implementation, on the demographic, geographical and economic situation, the number of border crossing points (air, sea and land borders) as well as on the length of the external land borders. Comparisons among countries should not be based on numerical data alone but take into account other factors too.

Annex – updated data from 2015

During the annual collection of SIS II statistics for 2016, Estonia provided an updated number of automated processed queries for 2015 and Sweden provided an updated number of hits for 2015.

The updated total number of accesses in 2015 was 2,866,703,996. The table here under provides for the accesses per Member State.

MS	Queries		Total queries (manual + automated)	CUDs	Total accesses (queries + CUDs)
	Manual processes	Automated processes			
AT			70,768,401	204,738	70,973,139
BE	12,228,666		12,228,666	1,128,644	13,357,310
BG	2,852,041	67,793,862	70,645,903	493,805	71,139,708
CZ	25,347,568	60,039,653	85,387,221	1,318,104	86,705,325
DK	5,657,049	0	5,657,049	138,284	5,795,333
EE	29,469,402	12,010,745	41,480,147	83,884	41,564,031
FI	35,936,904	6,485,404	42,422,308	44,761	42,467,069
FR	306,087,489	245,869,793	551,957,282	3,716,984	555,674,266
DE			390,663,248	3,144,070	393,807,318
EL	31,819,131	3,222,288	35,041,419	391,399	35,432,818
HU	76,494,905		76,494,905	323,071	76,817,976
IS	1,897,561	70,720	1,968,281	7,399	1,975,680
IT	64,767,654		64,767,654	4,567,147	69,334,801
LV	21,629,592		21,629,592	26,103	21,655,695
LI	298,121	95,209	393,330	1,731	395,061
LT	26,488,236		26,488,236	116,077	26,604,313
LU	723,624	415,030	1,138,654	8,644	1,147,298
MT	3,839,929		3,839,929	24,603	3,864,532
NL	63,262,234	12,542,020	75,804,254	545,872	76,350,126
NO	21,593,806		21,593,806	136,533	21,730,339
PL	247,008,125		247,008,125	716,260	247,724,385
PT	31,658,444		31,658,444	64,883	31,723,327
RO	149,002,054		149,002,054	255,510	149,257,564
SK	3,369,815	1,645,248	5,015,063	304,431	5,319,494
SI	37,165,444		37,165,444	74,430	37,239,874
ES			396,395,160	2,026,334	398,421,494
SE	14,355,228		14,355,228	206,408	14,561,636
CH			112,483,493	176,705	112,660,198
UK	58,226,153	194,269,230	252,495,383	508,503	253,003,886
MS TOTAL	1,271,179,175	604,459,202	2,845,948,679	20,755,317	2,866,703,996

The updated total number of hits for 2015 was 154,768. The table here under provides the breakdown per different articles.

Hits repartition		
Art 26 SIS II Dec		10,998
Art 24 SIS II Reg		30,465
Art 32 SIS II Dec		5,711
Art 34 SIS II Dec		34,506
Art 36 SIS II Dec		32,839
Art 38 SIS II Dec	vehicles, trailers, caravans	15,285
	boats	19
	aircraft	0
	industrial equipment	197
	boat engines	74
	containers	0
	firearms	295
	blank docs	1,533
	vehicle regis. certificates	1,377
	number plates	2,732
issued docs	18,560	
banknotes	150	
securities & means of paym.	27	
TOTAL		154,768



© European Agency for the operational management of large-scale IT systems in the area of freedom, security and justice, 2016

ISBN 978-92-95208-49-0

ISSN 2467-0766

doi:10.2857/242037