



SIS II – 2019 Statistics

March 2020

This report has been produced pursuant to Article 50(3) of Regulation (EC) No 1987/2006 and Article 66(3) of Council Decision 2007/533/JHA with the purpose of publishing statistics on SIS II.

This report is public. Reproduction is authorised, except for commercial purposes, provided that the source is acknowledged.

eulisa.europa.eu

ISBN 978-92-95217-68-3

ISSN 2467-0766

doi:10.2857/78730

Catalogue number: EL-AH-20-001-EN-N

© European Union Agency for the Operational Management of Large-Scale IT Systems in the Area of Freedom, Security and Justice (eu-LISA), 2020

Contents

Setting the scene: SIS II in operations	4
Introduction and methodology	5
1. Accesses to SIS II	6
2. Number of alerts in SIS II	8
2.1 Alerts on persons	10
3. Number of hits	12
4. Trend: searches and hits.....	13
Conclusion	14

Setting the scene: SIS II in operations

Schengen cooperation is one of the major and most tangible achievements of European integration. The Schengen Area, consisting of 22 EU Member States and 4 Schengen Associated Countries, is the largest area without internal borders in the world, which allows approximately 400 million citizens as well as travellers from third-countries to move freely. Free movement of this scale can only be ensured in conjunction with appropriate and effective measures to ensure internal security within the Schengen Area.

In 1995, the Schengen Information System was set up as one such compensatory measures to enable the lifting of internal borders. The system lies at the very heart of Schengen, and underpins the free movement of people within the area without internal border controls. In 2020, after 25 years in operations, SIS II represents a key Schengen's infrastructure, being the largest and most widely used IT system for public security in Europe.

SIS II plays a crucial role in facilitating the free movement of people within the Schengen Area and ensuring a high level of security by supporting border controls at the external borders as well as law enforcement and judicial cooperation throughout Europe. The system enables competent authorities to enter and consult data on wanted persons, persons who may not have the right to enter or stay in the EU, missing persons – in particular, children – as well as objects that may have been stolen, misappropriated or lost.

At the end of 2019, 26 EU Member States and 4 Associated Countries as well as Europol and Eurojust, were using SIS II¹. Competent authorities in the Member States such as police, border guards and customs officers are increasingly using SIS II, as highlighted by the operational data and trends presented in this document. Hits, processed by the SIRENE Bureaux which are used to measure the usage and relevance of the system, have more than doubled in number between 2014 and 2019, reaching on average 777 hits per day in 2019. In operational terms, this means that SIS II contributed to solving on average 777 competent authorities' cases per day in the European countries that use the system.

In the coming years, developments are planned for SIS II, which will most likely further affect its usage. The system will be reinforced through updated rules which will address gaps and introduce several essential changes to the types of alert entered. In particular, the entry into operations of the new SIS legal basis (SIS recast) will introduce a biometric matching capability by enforcing on all Member States an obligation to implement the Automated Fingerprint Identification System (AFIS). This new requirement will enable end users to search SIS and identify persons in the system on the basis of fingerprint data. The Agency is already working towards the full implementation of the SIS recast. In addition to AFIS in all Member States, this development will introduce technical and operational improvements to further strengthen the operational effectiveness and efficiency of the system (for example introducing the possibility of using facial images for identification purposes during border control procedures and the inclusion of a DNA profile to facilitate the identification of missing persons, in specific cases). It will include, inter alia, the implementation of new functionalities, new categories of data, provide access to new users such as Frontex and access for Europol and Eurojust to all categories of data in the system.

Furthermore, the implementation of interoperability² and the integration of Ireland and Cyprus as new SIS users, will further increase the system's usage.

¹ Under the term "Member States" the current document refers to the Member States of the EU and Associated Countries, which were bound under Union law by the legislative instruments governing SIS II in 2019, if not further explained. Member States of the EU connected to SIS II on 31 December 2019 were: Austria, Belgium, Bulgaria, Croatia, Czech Republic, Denmark, Estonia, Finland, France, Germany, Greece, Hungary, Italy, Latvia, Lithuania, Luxembourg, Malta, the Netherlands, Poland, Portugal, Romania, Slovakia, Slovenia, Spain, Sweden and the United Kingdom. Associated Countries connected to SIS II are: Iceland, Liechtenstein, Norway and Switzerland.

² Regulation (EU) 2019/818 on establishing a framework for interoperability between EU information systems in the field of police and judicial cooperation, asylum and migration and amending Regulations (EU) 2018/1726, (EU) 2018/1862 and (EU) 2019/816, and Regulation (EU) 2019/817 on establishing a framework for interoperability between EU information systems in the field of borders and visa and amending Regulations (EC) No 767/2008, (EU) 2016/399, (EU) 2017/2226, (EU) 2018/1240, (EU) 2018/1726 and (EU) 2018/1861 of the European Parliament and of the Council and Council Decisions 2004/512/EC and 2008/633/JHA. OJ L 135, 22.5.2019.

Scope and methodology

Statistical data on SIS II, including:

- the number of records per category of alert,
- the number of hits per category of alert, and
- how many times SIS II was accessed in total and by each Member State,

is made publicly available on an annual basis since 2014³, in accordance with Article 50(3) of SIS II Regulation³ and Article 66(3) of SIS II Decision⁴ (here after referred to as the “SIS II Regulation” and “SIS II Decision”).

This document provides statistics for the period from 01 January to 31 December 2019. The document is prepared by eu-LISA by compiling data

- on searches and hits reported by Member States connected to SIS II,
- on accesses for alert management and number of alerts generated by the SIS Central System.

Europol⁵ and Eurojust⁶ have the right, within their respective mandates, to access and search data directly in SIS II and used the system in 2019. However, the statistics on accesses to SIS II by these EU Agencies are not in the scope of this document, as the document only covers accesses by Member States.

On 28 December 2018, new SIS Regulations entered into force. Said regulations (Regulation (EU) 2018/1860, Regulation (EU) 2018/1861 and Regulation (EU) 2018/1862) foresee different reporting obligations. However, the new obligations will only be reflected in statistical reports once the Regulations become fully applicable at the end of the implementation period 2019-2021.

Data for previous years, and revised versions thereof, are available on the eu-LISA website⁷.

³Regulation (EC) No 1987/2006 of the European Parliament and of the Council on the establishment, operation and use of the second generation Schengen Information System (SIS II), OJ L 381, 28.12.2006.

⁴Council Decision 2007/533/JHA on the establishment, operation and use of the second generation Schengen Information System (SIS II), OJ L 205, 7.8.2007.

⁵Article 41 SIS II Decision.

⁶Article 42 SIS II Decision.

⁷<https://www.eulisa.europa.eu/our-publications/reports>

1. Accesses to SIS II

Access to SIS II is defined as any search (query) made against the Central System or a national copy of SIS II⁸, regardless of whether a hit is achieved or not; as well as any transaction for alert management (create, update, delete or change of expiry date) performed. Every access is counted, even if an access resulted in an error and an error message was returned from the system.

In 2019, SIS II was accessed 6,666,377,199 times in total by all Member States⁹. Compared to 2018, the annual number of accesses to SIS II increased by 8%. Breakdown per Member State is provided in table 1.

Table 1: Breakdown of accesses per Member States in 2019

Member State	Manual searches	Automated searches	Total searches	Create	Update	Delete	Change expiry date	Accesses alert management	Total Accesses
AT	213,515,392	227,619	213,743,011	140,149	60,179	50,494	8,300	259,122	214,002,133
BE	34,303,374	47,929,495	82,232,869	622,135	158,164	78,628	118,193	977,120	83,209,989
BG	3,038,301	109,789,677	112,827,978	392,031	4,551	167,938	423	564,943	113,392,921
HR	365,398,269		365,398,269	153,835	802	27,412	7	182,056	365,580,325
CZ	95,841,680	102,982,696	198,824,376	484,403	129,530	111,355	41,647	766,935	199,591,311
DK	58,637,762		58,637,762	117,487	2,781	66,630	1,452	188,350	58,826,112
EE			58,266,126	55,061	635	1,005	1,405	58,106	58,324,232
FI	104,387,478	9,396,914	113,784,392	39,635	2,625	8,008	392	50,660	113,835,052
FR	360,795,033	640,741,386	1,001,536,419	5,967,907	732,644	1,704,587	476,169	8,881,307	1,010,417,726
DE			555,830,204	1,877,837	1,109,185	657,388	748,981	4,393,391	560,223,595
EL	90,137,656		90,137,656	329,745	33,658	33,914	16,086	413,403	90,551,059
HU	157,484,861		157,484,861	234,290	21,672	56,977	57,010	369,949	157,854,810
IS	4,455,479	2,220,500	6,675,979	2,303	580	23	20	2,926	6,678,905
IT	203,066,862	303,811,745	506,878,607	3,193,711	43,897	383,167	51,471	3,672,246	510,550,853
LV	48,648,263		48,648,263	34,700	2,029	4,163	87	40,979	48,689,242
LI	530,728	270,495	801,223	981	383	158	45	1,567	802,790
LT	58,177,291		58,177,291	196,630	4,429	3,889	122	205,070	58,382,361
LU	4,125,397	15,259,548	19,384,945	5,327	1,333	2,369	919	9,948	19,394,893
MT	15,812,700	23,992,692	39,805,392	15,789	3,869	3,374	230	23,227	39,828,654
NL	163,247,597	28,677,106	191,924,703	488,126	19,525	16,888	14,888	539,427	192,464,130
NO	90,889,006		90,889,006	89,976	10,406	20,461	6,456	127,299	91,016,305
PL	493,189,876		493,189,876	617,104	86,256	100,054	12,716	816,130	494,006,006
PT			129,883,956	108,962	1,887	29,078	2,424	142,351	130,026,307
RO	332,316,718		332,316,718	276,177	53,487	20,709	3,521	353,894	332,670,612
SK	3,543,254	5,530,604	9,073,858	186,549	52,978	47,513	10,142	297,182	9,371,040
SI	112,342,422		112,342,422	27,153	5,547	5,044	1,477	39,221	112,381,643
ES		297,560,596	778,368,746	1,072,487	1,141,345	181,152	30,670	2,425,654	780,794,400
SE			56,498,367	191,385	27,469	14,497	6,748	240,099	56,738,466
CH			184,874,024	117,955	16,447	58,525	6,982	199,909	185,073,933
UK	91,108,196	477,989,313	569,097,509	2,106,286	62,678	420,413	10,508	2,599,885	571,697,394
Total	3,102,773,863	2,066,395,422	6,637,534,808	19,146,116	3,790,971	4,275,813	1,629,491	28,842,391	6,666,377,199

Source: eu-LISA.

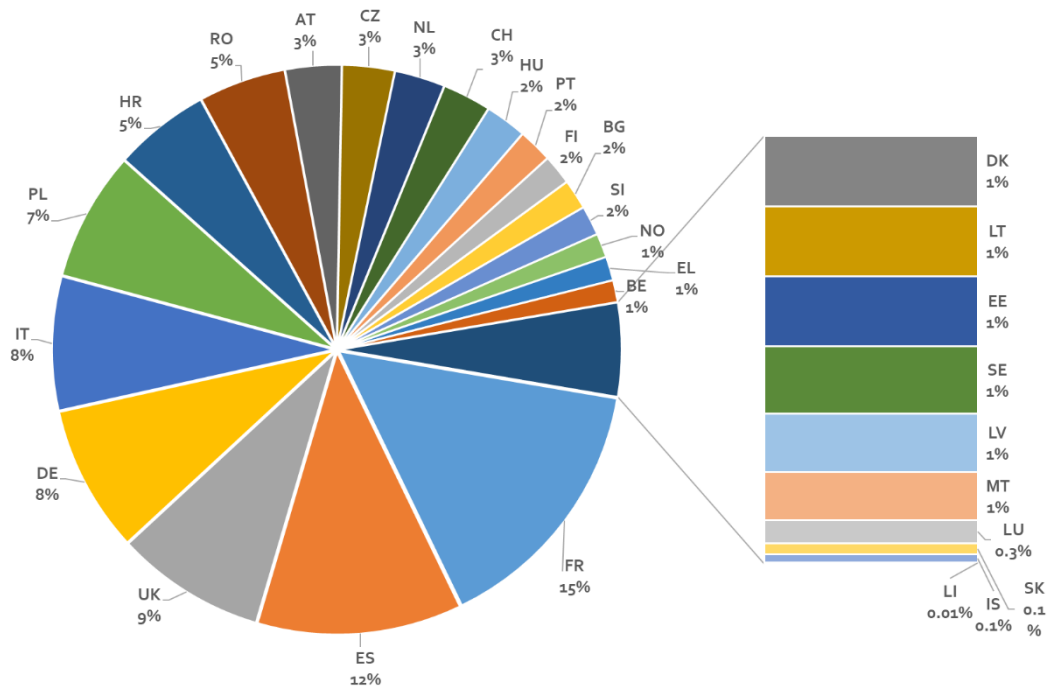
Manually processed searches are defined as searches (queries) involving human intervention, e.g. searches by staff using radios, telephones, computer terminals, document scanners and other forms of “traditional search” where a user makes the decision to carry out a search. On the other hand, automatically processed searches happen when there is no human intervention, e.g. searches carried out by automatic number plate recognition systems (ANPR) or other forms of automated bulk searches.

⁸ Member States without a national copy, and therefore searching only the Central System are Denmark, Finland, Liechtenstein, Norway and Slovenia. In addition, in 2019 also Austria, Belgium, Croatia, Czech Republic, Greece, Hungary, Iceland, Luxembourg, the Netherlands, Poland, Portugal, Romania, Slovakia, Sweden and Switzerland partially used the Central System for alphanumeric searches.

⁹ Estonia, Germany, Portugal, Sweden and Switzerland provided only the total of searches (without breakdown of manual and automated). The sum of the total manual searches and the total of the automated searches are the sum of breakdown provided by Member States (if provided).

In 2019, similar to the past few years, France was the heaviest SIS II user with over 15% of the total accesses, reporting over one billion searches performed. The second most prominent user was Spain with almost 12% of the total accesses, reporting almost 780 million searches. The third main user was the UK reporting almost 9% of the total accesses, with almost 570 million searches. The UK was closely followed by Germany reporting 8.5% of the total accesses, with over 555 million searches performed. A breakdown per Member State is reflected in Graph 1.

Graph 1: Breakdown of accesses per Member States in 2019



Source: eu-LISA.

2. Number of alerts in SIS II

Alerts in SIS II can relate to persons in accordance with provisions in Articles 26, 32, 34, 36 of the SIS II Decision and Article 24 of the SIS II Regulation¹⁰; and to objects in accordance with provisions in Articles 36 and 38 of the SIS II Decision¹¹. On 31 December 2019 there were a total of **91,069,599 alerts** in SIS II. Table 2 provides the breakdown per Member State for the different categories of alerts.

Table 2: Breakdown of alerts per Member States on 31 December 2019

Member State	Total per MS	Person	Vehicle	Aircraft	Banknote	Blank document	Boat	Boat engine	Container	Firearm	Industrial equip.	Issued document	Licence plate	Security	Vehicle regis. doc.
AT	470,644	22,470	21,672	0	61	619	32	216	1	4,512	1,844	373,702	42,429	2,128	958
BE	4,243,055	15,383	38,559	1	3,054	11,770	67	237	202	38,839	16,201	3,394,150	314,231	3,190	307,271
BG	1,500,402	2,564	31,984	0	0	0	7	9	0	331	354	1,056,985	167,224	229	240,715
HR	1,123,163	4,388	35,346	6	6,760	12,483	833	1,628	8	71,086	4,014	607,729	312,787	59	66,036
CZ	3,023,808	18,588	39,407	2	5	4,984	11	48	0	15,564	7,393	1,493,818	148,740	430	1,294,818
DK	802,428	5,710	26,153	6	6	1,667	914	4,584	1	4,816	5,328	735,259	17,984	0	0
EE	335,115	1,487	1,375	0	0	0	19	4	0	119	1	332,097	13	0	0
FI	256,227	3,187	5,302	0	0	14	97	727	0	7,306	41	236,150	3,361	2	40
FR	15,385,018	246,092	548,799	46	23,926	10,292	2,073	3,435	236	54,365	24,092	11,366,913	77,947	2,506,593	520,209
DE	11,643,905	95,074	307,547	269	210,608	279,835	1,676	11,569	132	190,526	109,965	8,338,670	994,274	727,643	376,117
EL	1,885,531	37,598	270,025	0	28,334	141,422	847	2,317	3	19,641	168	1,049,574	321,499	896	13,207
HU	805,599	10,762	8,125	0	75	437	17	39	0	443	63	729,887	30,820	326	24,605
IS	20,287	211	0	0	0	0	0	0	0	3	0	20,072	1	0	0
IT	21,872,415	227,888	1,009,383	0	6,762	587,007	812	127	1	75,994	6,018	14,245,641	1,115,497	3,477,552	1,119,733
LV	153,978	1,273	3,515	0	0	0	7	15	0	12	86	147,018	1,888	2	162
LI	7,970	232	23	0	0	1	0	0	0	39	69	7,340	213	47	6
LT	1,221,997	2,268	6,629	0	19	35	63	25	2	722	40	880,926	141,371	3	189,894
LU	29,551	1,821	1,101	0	43	1,295	5	1	0	155	182	24,127	198	257	366
MT	136,116	1,962	1,347	0	14	37	65	78	0	251	0	130,612	130	3	1,617
NL	4,499,953	34,228	84,988	0	40	803	431	925	10	2,812	1,251	4,374,334	125	2	4
NO	652,607	19,045	10,261	0	96	519	777	3,166	1	3,179	186	555,042	59,598	0	737
PL	3,289,870	36,591	117,280	1	1,106	71	614	558	73	21,366	3,763	2,732,293	62,490	414	313,250
PT	411,864	17,428	59,146	0	2	2,380	38	176	1	7,840	27	318,266	18	271	6,271
RO	1,437,132	14,800	7,744	0	16	37	0	1	0	564	0	1,251,116	0	0	162,854
SK	1,573,845	7,004	31,555	0	201	321	18	19	15	5,244	33	1,422,847	106,298	0	290
SI	278,505	2,390	9,048	0	409	1,633	55	224	2	872	8	222,569	39,105	0	2,190
ES	7,830,666	72,202	683,423	10	880	16,588	1,100	125	17	65,933	13,683	6,969,106	2,939	261	4,399
SE	459,672	11,867	38,359	0	369	1,158	1,678	6,091	26	27,512	15,501	356,540	571	0	0
CH	1,209,284	31,931	21,080	0	1,749	107	173	1,162	0	6,989	14,254	1,128,335	0	3,483	21
UK	4,608,992	36,680	259,824	9	0	0	508	1,259	190	3,552	18,936	4,288,034	0	0	0
Total	91,069,599	983,124	3,679,000	350	284,535	1,075,515	12,937	38,765	921	630,587	243,501	68,789,152	3,961,751	6,723,791	4,645,670

Source: eu-LISA.

Alerts on *Persons* represent 1.08% of the total amount of alerts stored in the SIS II database. The largest share of alerts were in the *Issued document*¹² category, accounting for 75.5% of the total volume with over 68 million alerts, followed by *Security*¹³ with 7.4% of the total. A breakdown of the category of alerts is reflected in Graph 2.

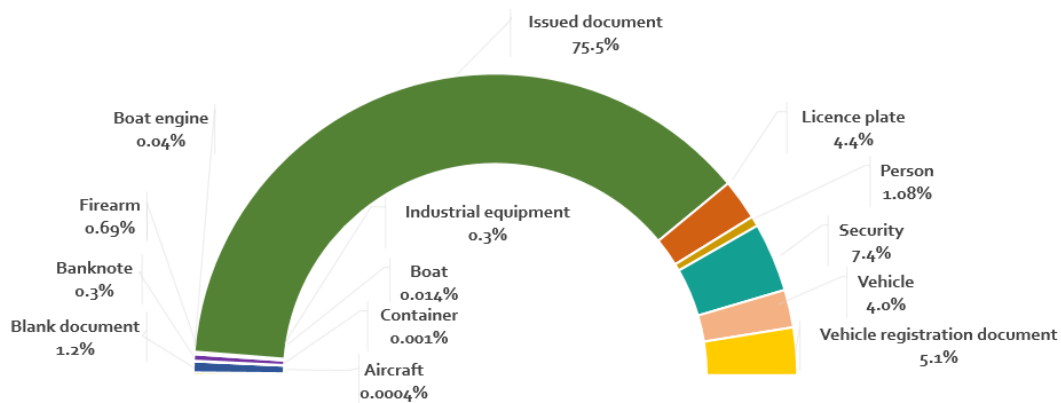
¹⁰ Each article has a different purpose, alerts on persons can be issued for the purposes of identifying the following people: persons subject to arrest for surrender or extradition pursuant to Article 26 of the SIS II Decision; third country nationals to be refused entry into or stay within the Schengen area pursuant to Article 24 of the SIS II Regulation; missing persons (adults and minors) pursuant to Article 32 of the SIS II Decision; persons to assist with a judicial procedure pursuant to Article 34 of the SIS II Decision; persons for discreet or specific checks pursuant to Article 36 of the SIS II Decision.

¹¹ Alerts on objects – vehicles, boats, aircrafts and containers – as per article 36 SIS II Decision are entered into SIS II for discreet or specific checks. Alerts on objects – vehicles, boats, aircrafts, trailers, caravans, industrial equipment, outboard engines, containers, firearms, blank documents, issued identity paper, vehicle registration documents, banknotes, securities – are entered into SIS II as they are sought for the purposes of seizure or use as evidence in criminal proceedings.

¹² Issued identity papers such as passports, identity cards, driving licenses, residence permits and travel documents, which have been stolen, misappropriated, lost or invalidated.

¹³ Securities and means of payment such as cheques, credit cards, bonds, stocks and shares which have been stolen, misappropriated, lost or invalidated.

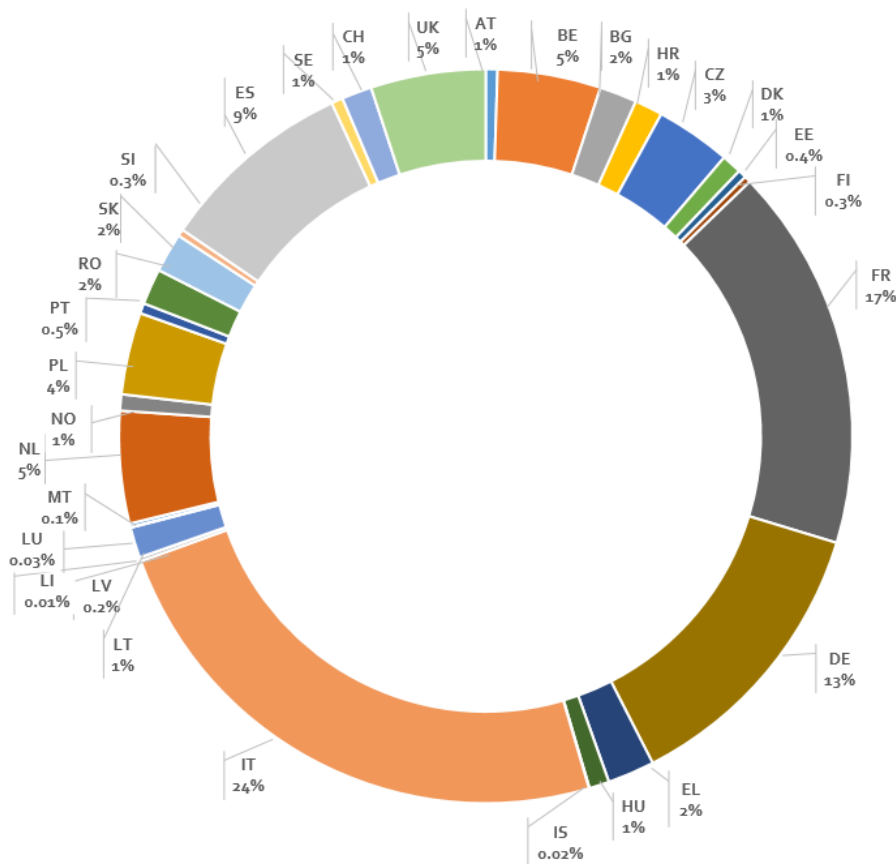
Graph 2: Breakdown of alerts per category stored in SIS II on 31 December 2019



Source: eu-LISA.

At the end of 2019, similar to 2018, Italy was the Member State owning the majority of alerts with 24% of the total volume of alerts, including 23% of the total alerts on persons. France was the second biggest owner with 16.9% of the alerts (including 25% of the alerts on persons), followed by Germany owning 12.8% of the total alerts (including 9.7% of the alerts on persons). A breakdown of the data per Member State is reflected in Graph 3.

Graph 3: Breakdown of alerts per Member State stored in SIS II on 31 December 2019



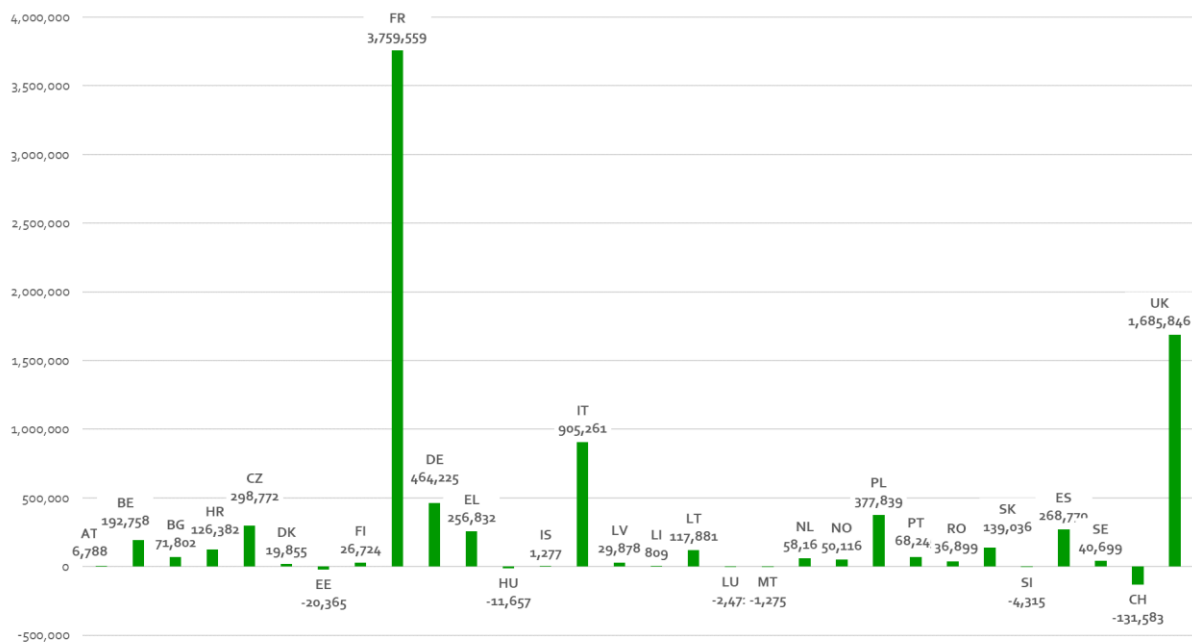
Source: eu-LISA.

Compared to 2018, the total number of alerts present in the database by the end of the year **increased by 11%**. The net annual increase amounted to over 8.8 million additional alerts.

The majority of Member States increased their share of alerts in 2019 compared to 2018 (see Graph 4). The most significant increase with over 3.7 million additional alerts was registered by France; followed by the UK with over 1.6 million additional alerts.

On the other hand, Estonia, Hungary, Luxembourg, Malta, Slovenia and Switzerland decreased their number of alerts stored in 2019 compared to the previous year.

Graph 4: Delta of alerts per Member State (2019-2018)



Source: eu-LISA.

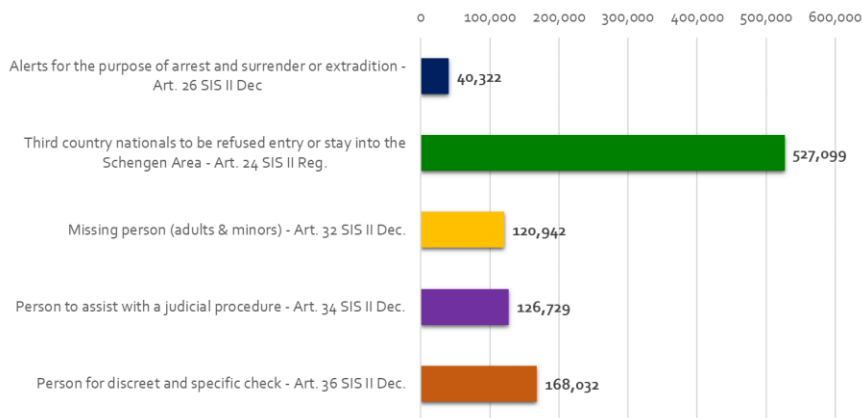
2.1 Alerts on persons

Alerts on persons can be issued for the purpose of identifying the following individuals:

- Persons subject to arrest for surrender or extradition pursuant to Article 26 of the SIS II Decision;
- Third country nationals to be refused entry into or stay within the Schengen Area pursuant to Article 24 of the SIS II Regulation;
- Missing persons (adults and minors) pursuant to Article 32 of the SIS II Decision;
- Persons to assist with a judicial procedure pursuant to Article 34 of the SIS II Decision;
- Persons for discreet or specific checks pursuant to Article 36 of the SIS II Decision.

At the end of 2019, SIS II contained a cumulative total of **983,124 alerts on persons**. A breakdown of alerts on persons is reflected in Graph 5.

Graph 5: Breakdown of the cumulative number of alerts on persons at the end of 2019

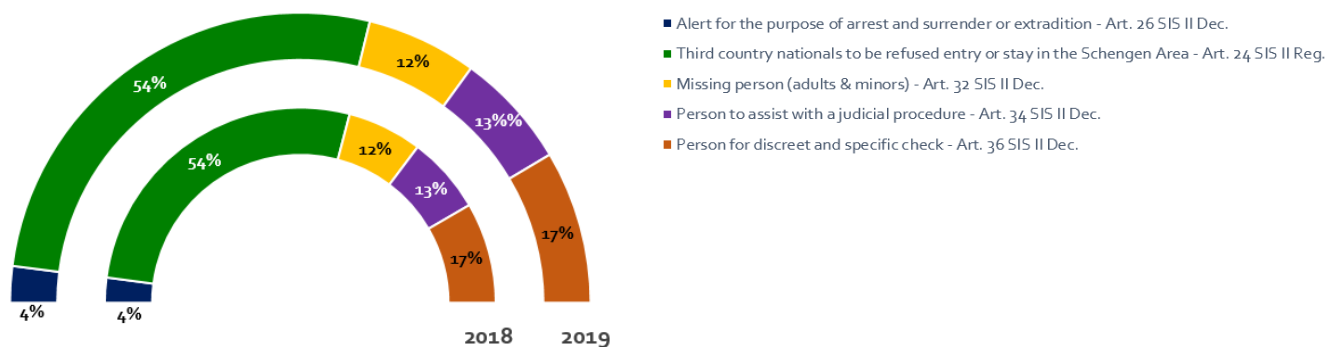


Source: eu-LISA.

The majority of alerts on persons were alerts pursuant to refusal of entry into or stay in the Schengen Area (Article 24 of the SIS II Regulation) with over 54% of the total alerts on persons. Alerts on persons for discreet and specific checks (Article 36 of the SIS II Decision) were the second largest category, comprising 17% of the total alerts on persons.

Compared to 2018, the total number of alerts on persons **increased by 5%** in 2019. Furthermore, the respective shares of all types of alerts on persons remained similar to 2018 (see Graph 6).

Graph 6: Breakdown of alerts on persons, comparison between 2019 and 2018



Source: eu-LISA.

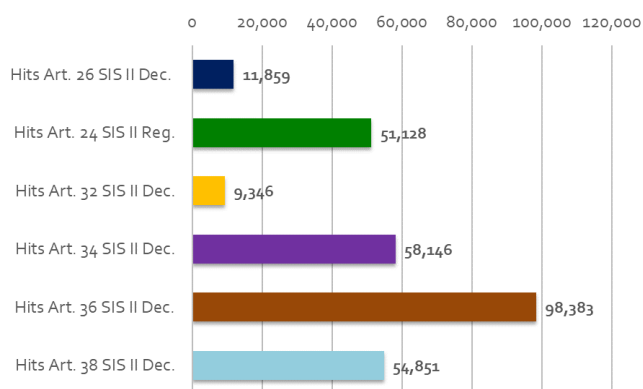
3. Number of hits

As per the SIRENE Manual¹⁴ a hit occurs in SIS II when all of the following criteria are met:

- a search is conducted by a user;
- the search reveals a foreign alert (alert issued by a Member State other than the one undertaking the search) in SIS II;
- data concerning the alert in SIS II matches the search data;
- further actions are requested as a result of the hit.

In 2019, a total of **283,713 hits on foreign alerts** were reported via SIRENE Bureaux. A breakdown of the hits per article is reflected in Graph 7.

Graph 7: Breakdown of hits on foreign alerts reported in 2019

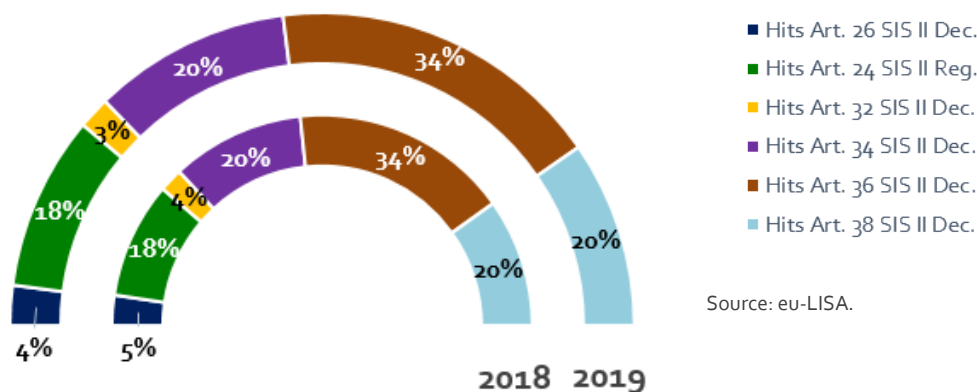


Source: eu-LISA.

The majority of hits, 98,383 representing 34.7% of the total, were triggered by alerts on persons and objects for discreet or specific checks (Article 36 of the SIS II Decision). The second largest share of hits were related to alerts on person to assist with a judicial procedure (Article 34 of the SIS II Decision) with 20.5%, closely followed by 19.3% share of hits on objects for seizure or use as evidence in criminal proceedings (Article 38 SIS II Decision).

Compared to 2018, the number of hits on foreign alerts **increased by 6%** in 2019.

Graph 8: Breakdown of hits on foreign, comparison between 2019 and 2018



Source: eu-LISA.

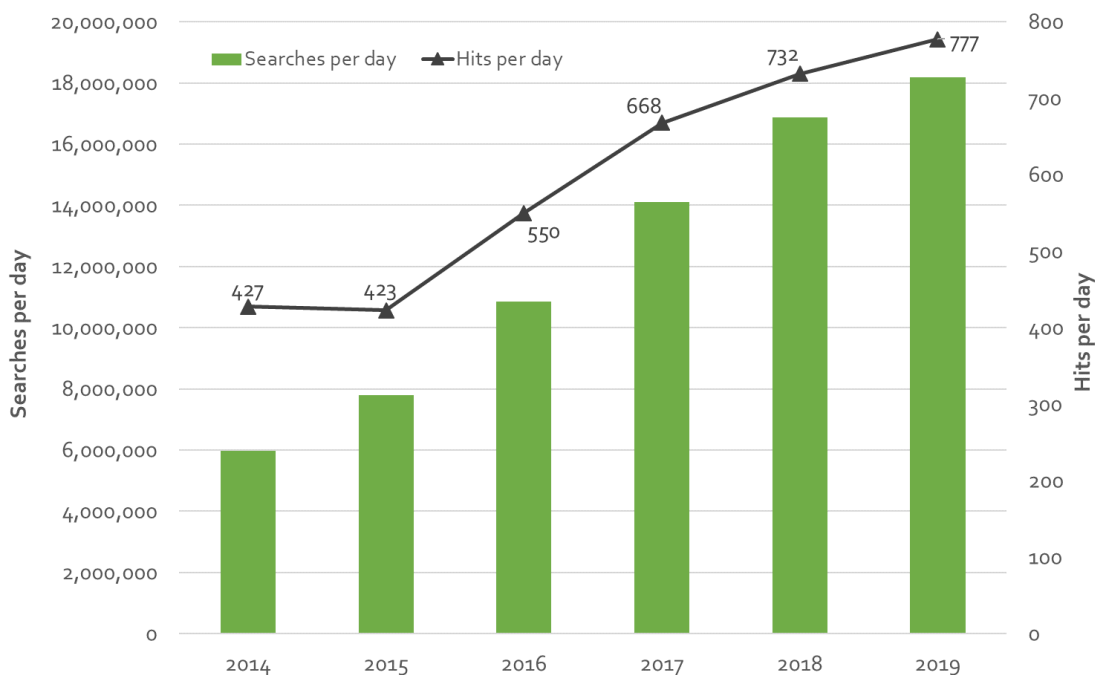
¹⁴ OJ L231, 7.9.2017.

4. Trend: searches and hits

SIS II annual statistics are available since 2013⁴⁵. The increasing trend in searches and hits is depicted in Graph 9.

SIS II was searched on average, by competent authorities all over Europe, almost 6 million times per day in 2014. In 2017 the average number of daily searches more than doubled compared to 2014, reaching over 14 million daily queries. In 2019, there were over on average of 18 million searches per day. The average number of hits per day processed by SIRENE Bureaux has increased from 427 hits in 2014, to 777 hits in 2019.

Graph 9: Average number of searches and hits per day between 2014 – 2019



Source: eu-LISA.

⁴⁵ The 2013 report covers the period from the entry into operations of SIS II 9 April until 31 December.

Conclusion

The statistical data collected for 2019 confirms that SIS II remains the largest information sharing system for security and border management in the Member States, and its usage keeps steadily increasing.

In 2019, SIS II was searched more than 6.6 billion times by Member States. At the end of 2019, SIS II stored more than 91 million alerts, and 283,713 hits were processed by the SIRENE Bureaux, representing an increase of 6% compared to 2018. A total of 983,124 alerts on persons represents over 1% of the total number of alerts, while triggering over three quarter of the total hits recorded.

A progressive upward trend in the system is observable since 2014, when annual statistics for the full year were first published. Back in 2014, SIS II was searched on average almost 6 million times per day, whereas in 2019, competent authorities all over Europe searched SIS II 18 million times on average per day. Important factors that have increased the usage are new users, namely the UK since 2015 and Croatia since 2017, as well as new use cases (e.g. the systematic checks).

The usage of SIS II in Member States differs as it depends on many factors, such as the definition of business processes and workflows. In addition, Member States experience different demographic dynamics, crime levels and geographical situations with impact on the number of border crossing points and length of external land borders.



ISBN 978-92-95217-68-3
ISSN 2467-0766
doi:10.2857/78730