



Annual report on the 2014 activities of the  
Central System of Eurodac pursuant to Article  
24(1) of Regulation (EC) No 2725/2000

June 2015

This report has been produced in application of Article 24(1) of Council Regulation (EC) No 2725/2000 with the purpose of providing information on the management and performance of Eurodac.

This report is public. Reproduction is authorised, except for commercial purposes, provided that the source is acknowledged.

[eulisa.europa.eu](http://eulisa.europa.eu)

ISBN 978-92-95203-90-7

ISSN 2443-8103

doi:10.2857/135255

Catalogue number: EL-AC-15-001-EN-N

© European Agency for the operational management of large-scale IT systems in the area of freedom, security and justice (eu-LISA), 2015

# Table of contents

Summary .....	4
1. Introduction .....	5
1.1 Scope and legal bases of the report.....	5
1.2 Legal and policy developments.....	5
1.2.1 Challenges faced when fingerprinting applicants or irregular migrants .....	6
2. Management of the system .....	6
2.1 Eurodac Recast.....	8
2.2 Quality of service.....	8
2.3 Security .....	9
2.4 Data protection .....	9
3. Follow-up on the questionnaire on the application of the Eurodac Regulation .....	10
4. Figures and findings .....	11
4.1 Data stored and processed transactions.....	11
4.1.1 Transactions for category 1 data .....	13
4.1.2 Transactions for category 2 data .....	13
4.1.3 Transactions for category 3 data .....	14
4.2 Hits.....	15
4.2.1 Multiple asylum applications – hits from category 1 data against category 1 data .....	15
4.2.2 Hits from category 1 data against category 2 data .....	15
4.2.3 Hits from category 3 data against category 1 data .....	16
4.3 Transaction delay .....	16
4.4 Rejection rate.....	18
4.5 Access rights to own data.....	18
5. Conclusions .....	19
Annex .....	20

# Summary

The Eurodac Annual Report is submitted every year to the European Parliament and the Council of the European Union in accordance with Article 24(1) of Council Regulation (EC) No 2725/2000<sup>1</sup> concerning the establishment of Eurodac for the comparison of fingerprints for the effective application of the Dublin Convention.

The current Eurodac Regulation (EC) No 2725/2000 will be repealed with effect from 20 July 2015 as per the legal provisions of the Eurodac Recast Regulation (EU) No 603/2013<sup>2</sup>. Data transmitted to the Central System in 2014 and presented in this report were transmitted to the 'old system' in accordance with the current Eurodac Regulation (EC) No 2725/2000.

In 2014 the project to relocate the Eurodac Central System from Luxembourg to the eu-LISA data centre in Strasbourg (France), effectively creating a new Eurodac site as clone of the existing system, was successfully achieved and the clone entered into operations on 21 June 2014. Throughout the reporting period, the Eurodac Recast project has focussed on evolution of the system to allow the necessary technical preparations for the application of the Recast Regulation as per the legal provisions on 20 July 2015. In this frame, a Project Management Forum was created aiming at better coordination of the implementation efforts at central and national levels.

In the reporting period considered for this exercise from 01 January to 31 December 2014, the Eurodac Central System was available 99,99% of the time, while 99,996 % of requests have been processed and replies sent to Member States and Associated Countries within 1 hour.

The Central System processed a total of 756,368 transactions in the reporting period, an increase of 49% compared to the traffic observed in 2013. In a period of two years, the volume of processed transactions almost doubled - the increase compared to data from 2012 was 84%.

In 2014, a total of 505,221 transactions related to asylum seekers (category 1 data) were registered, an increase of 43% compared to data from 2013; the main contributor for this type of data was Germany, as in previous years. A notable increase was also observed for transactions related to persons apprehended when irregularly crossing external borders (category 2 data) - an increase of 122% was apparent relative to data from 2013. In 2014, Italy submitted 42% of category 2 transactions and Greece 32%, very similar to those made in 2013.

The rate of multiple applications (i.e. the data subject applied for asylum on two or more occasions) in relation to the total number of asylum applications was 24.02%. This represented a decrease compared to the previous reporting period.

---

<sup>1</sup> OJ L 316, 15.12.2000

<sup>2</sup> Regulation (EU) No 603/2013 of the European Parliament and of the Council of 26 June 2013 on the establishment of 'Eurodac' for the comparison of fingerprints for the effective application of Regulation (EU) No 604/2013 establishing the criteria and mechanisms for determining the Member State responsible for examining an application for international protection lodged in one of the Member States by a third-country national or a stateless person and on requests for the comparison with Eurodac data by Member States' law enforcement authorities and Europol for law enforcement purposes, and amending Regulation (EU) No 1077/2011 establishing a European Agency for the operational management of large-scale IT systems in the area of freedom, security and justice. OJ L 180, 29.6.2013

# 1. Introduction

## 1.1 Scope and legal bases of the report

In accordance with Article 24(1) of Council Regulation (EC) No 2725/2000 concerning the establishment of Eurodac for the comparison of fingerprints for the effective application of the Dublin Convention (hereinafter referred to as "the Eurodac Regulation"), the European Commission shall submit to the European Parliament and the Council of the European Union an annual report on the activities of the Central System.

Article 5(a) of Regulation (EU) No 1077/2011<sup>3</sup> establishing a European Agency for the operational management of large-scale IT systems in the area of freedom, security and justice states that in relation to Eurodac, the Agency shall perform the tasks conferred on the Commission as the authority responsible for the operational management of Eurodac in accordance with Regulations (EC) No 2725/2000 and (EC) No 407/2002.

Pursuant to Article 12(1)(u) of the eu-LISA Regulation, the Management Board of the Agency shall adopt the annual report on the activities of the Central System of Eurodac pursuant to Article 24(1) of Regulation (EC) No 2725/2000.

This report, the twelfth annual report for Eurodac, includes information on the operational management of the Central System, its security and data protection aspects, performance indicators, as well as statistical data produced by the Central System on the activities performed in 2014.

## 1.2 Legal and policy developments

The Eurodac Regulation (EC) No 2725/2000 is repealed with effect from 20 July 2015 as per the legal provisions of the Eurodac Recast Regulation (EU) No 603/2013<sup>4</sup>. Before this date, Member States and Associated Countries are required to notify the Commission and eu-LISA that they have made the technical arrangements necessary to transmit data to the Central System in accordance with the Recast Eurodac Regulation<sup>5</sup>.

The Recast Regulation brings significant change to the system. The most significant change is the introduction of access possibilities for law enforcement authorities, subject to strict conditions on access and data protection, for the purposes of the prevention, detection or investigation of terrorist offences or other serious criminal offences.

In accordance with Article 4 of Protocol 21 annexed to the Treaty of the European Union and the Treaty of the Functioning of the EU, Ireland notified the Commission of its decision to opt-in to the Recast Eurodac Regulation (EU) No 603/2013 post-adoption. Following this request, a Commission Decision was published on 11 December 2014 which allowed for Ireland's participation in the Eurodac Recast Regulation (EU) No 603/2013<sup>6</sup>.

<sup>3</sup> OJ L286, 1.11.2011

<sup>4</sup> Regulation (EU) No 603/2013 of the European Parliament and of the Council of 26 June 2013 on the establishment of 'Eurodac' for the comparison of fingerprints for the effective application of Regulation (EU) No 604/2013 establishing the criteria and mechanisms for determining the Member State responsible for examining an application for international protection lodged in one of the Member States by a third-country national or a stateless person and on requests for the comparison with Eurodac data by Member States' law enforcement authorities and Europol for law enforcement purposes, and amending Regulation (EU) No 1077/2011 establishing a European Agency for the operational management of large-scale IT systems in the area of freedom, security and justice. OJ L 180, 29.6.2013

<sup>5</sup> Article 46 of the Recast Eurodac Regulation (EU) No. 603/2013

<sup>6</sup> Commission Decision C(2014) 9310 final of 11.12.2014 on the request by Ireland to accept Regulation EU No 603/2013 of the European Parliament and of the Council of 26 June 2013 on the establishment of 'Eurodac' for the comparison of fingerprints for the effective application of Regulation (EU) No 604/2013 establishing the criteria and mechanisms for determining the Member State responsible for examining an application for international protection lodged in one of the Member States by a third-country national or a stateless person and on requests for the comparison with Eurodac data by Member States' law

Data transmitted to the Central System in 2014 and presented in this report, were transmitted as per the 'old system' in accordance with the current Eurodac Regulation (EC) No 2725/2000.

### 1.2.1 Challenges faced when fingerprinting applicants or irregular migrants

Over the summer of 2014 it became apparent that irregular migrants and applicants for international protection had been refusing to cooperate in the fingerprinting process required according to Articles 4(1) and 8(1) of the Eurodac Regulation. A large number of asylum applications were being made in Member States and Associated Countries in circumstances where it was thought likely that the applicant had entered the EU via another country (often after being rescued at sea) and after having been in contact with the authorities of that country.

The Commission carried out an enquiry in cooperation with the European Migration Network (EMN) on 10 July 2014<sup>7</sup> to find out how Member States and Associated Countries were dealing with this situation. The results of this enquiry show that some countries permit the use of detention for the purpose of ensuring that migrants are fingerprinted, some permit the use of a proportionate degree of coercion for this purpose, while others neither use detention nor coercion.

Technical discussions with Member States and Associated Countries on best practices have taken place in October and November 2014 following the EMN ad-hoc enquiry and the Commission intends to hold a further expert meetings with Member States and Associated Countries to discuss this issue in 2015.

## 2. Management of the system

In 2014, eu-LISA successfully relocated the Eurodac Central System from Luxembourg to the eu-LISA data centre in Strasbourg (France) and to the agency's back-up site in Sankt-Johan im Pongau (Austria) deploying new IT infrastructure, fully supported for at least the next 3 years. This second phase of the service hand-over from the European Commission to the Agency, started in October 2013, involved the building of a new Eurodac central system by cloning the existing one.

The clone entered into operations on 21 June 2014<sup>8</sup> and the Final System Acceptance took place on 21 August. Data migration was completed in serial steps: initial bulk transfer was done using magnetic tapes, followed by completion of data transfer through a sTesta-based network link. A manual data consistency check was performed to confirm the completeness of the process. Data migration was completed without loss of any messages and no significant deviation in the fingerprint matching accuracy rate. The two systems – the existing system and the clone - ran in parallel from 21 June to 22 August<sup>9</sup>.

Furthermore, the project implemented recommendations<sup>10</sup> stemming from an audit<sup>11</sup> carried out in June 2012 by the European Data Protection Supervisor (EDPS) when the system was still under Commission

---

enforcement authorities and Europol for law enforcement purposes, and amending Regulation (EU) No 1077/2011 establishing a European Agency for the operational management of large-scale IT systems in the area of freedom, security and justice (recast).

<sup>7</sup> For more details please see [http://ec.europa.eu/dgs/home-affairs/what-we-do/networks/european\\_migration\\_network/reports/docs/ad-hoc-queries/border/588\\_emn\\_ahq\\_eurodac\\_fingerprinting\\_en.pdf](http://ec.europa.eu/dgs/home-affairs/what-we-do/networks/european_migration_network/reports/docs/ad-hoc-queries/border/588_emn_ahq_eurodac_fingerprinting_en.pdf)

<sup>8</sup> The switch over to the new environment required a 21 hours outage.

<sup>9</sup> Member States and Associated Countries' messages were sent to both systems, while only the new system replied.

<sup>10</sup> In particular a new archive system was implemented; a failover test as well as a back-up / restore test were executed during the project; the new maintenance contract comprises a software patch management plan and a new integrity system was implemented.

<sup>11</sup> The report of the audit is available here [https://secure.edps.europa.eu/EDPSWEB/webdav/site/mySite/shared/Documents/Supervision/Eurodac/12-06-14\\_EURODAC\\_inspection\\_report\\_EN.pdf](https://secure.edps.europa.eu/EDPSWEB/webdav/site/mySite/shared/Documents/Supervision/Eurodac/12-06-14_EURODAC_inspection_report_EN.pdf)

responsibility.

The relocation project was concluded in October 2014 with the dismantlement and sanitisation of all assets and erasure of the data<sup>12</sup> from the original system. The project was executed according to the initial allocated budget and in full compliance with quality expectations. Approximately 90% of the hardware and software purchased for the relocation project will be reused by the Recast implementation project, increasing the cost-effectiveness of the investment. eu-LISA implemented a stricter service level agreement with the maintenance contractor and acquired a thorough technical knowledge of the Eurodac system that will be exploited in the Recast implementation project.

A capacity study conducted in mid-2014 highlighted the need for a capacity extension before the Recast entry into operations although the computing power of the system was considered satisfactory. The study recommended a disk capacity upgrade to allow for storage of up to 3.2 million records before the upgrade to the new Recast system<sup>13</sup>.

Eurodac currently uses the services of the sTESTA<sup>14</sup> network. Due to the fact that the network provider has changed<sup>15</sup>, a technically complex migration of the complete infrastructure is required. Preparatory works took place in 2014 for the migration of the current sTESTA network to the new TESTA-ng (New Generation) network. The migration involves the setup and installation of the TESTA-ng network infrastructure by a different carrier, the continuation of the sTESTA services until the TESTA-ng network is operational and the transfer of all existing sTESTA services – and therefore also those related to Eurodac - from the old sTESTA network to the new TESTA-ng network. The migration for the Eurodac network will take place in the course of 2015.

On 13 February 2014, the technical support/helpdesk for DubliNet<sup>16</sup> was transferred from Commission - DG HOME to eu-LISA. A service level agreement signed between the Commission<sup>17</sup> and eu-LISA in July 2014 details the tasks transferred to the Agency which comprise continuous technical assistance for the use of DubliNet, support to Member States and Associated Countries as well as provision of IT security services.

eu-LISA has defined and implemented IT Service Management (ITSM) processes following international standards<sup>18</sup> to ensure quality of service to the Member States and Associated Countries and to better cope with incidents, problems and service requests.

A 24/7/365 monitoring system by the eu-LISA Service Desk is active and enables event-triggered incident management. This monitoring system is continuously analysed and assessed for business impact. The eu-LISA Service Desk is the service entry point where a user reports an incident or requests a service. During the reporting period, 125 user requests related to Eurodac including incidents and requests for information were registered.

A project to align the Eurodac support model and its incident management with the best practices followed by the Agency was launched. Among other activities, the drafting of the Eurodac Operator Manual started in 2014.

<sup>12</sup> The process was performed following the common best practice in the field.

<sup>13</sup> Before the increase, the Eurodac Central System had a capacity of 2.8 million digital fingerprint sets. The upgrade was performed in February 2015, outside the reporting period covered by this report.

<sup>14</sup> European private secure network named Secure Trans European Services for Telematics between Administrations (sTESTA)

<sup>15</sup> The contracts are under the responsibility of the European Commission, DG DIGIT.

<sup>16</sup> DubliNet and Eurodac are complementary tools necessary for the effective application of the Dublin Regulation by the Member States and the Associated Countries.

<sup>17</sup> The Commission remains responsible for all policy decisions as well as for the operational and contractual management of the DubliNet.

<sup>18</sup> eu-LISA adopted Information Technology Infrastructure Library (ITIL® v3) best practices.

Following a decision of the Eurodac Advisory Group, eu-LISA with the support of the Interface Control Document (ICD) sub-group<sup>19</sup>, started to prepare to perform tests related to the usage of the multi spectral imaging (MSI) technique for fingerprint enrolment in the context of Eurodac in 2014. The aim of the tests is to demonstrate that the use of this technique for taking fingerprints sent/stored/searched in the Eurodac system does not lead to any reduction in accuracy in Eurodac's results compared to the current fingerprint taking methods used by Member States and Associated Countries in the context of Eurodac.

## 2.1 Eurodac Recast

In 2014 eu-LISA continued the preparations already started in 2013 to implement all necessary functional changes required for the evolution of Eurodac set by the Eurodac Recast Regulation (EU) No 603/2013 which shall apply from 20 July 2015. The Central Eurodac system as well as the National Systems communicating with Eurodac have to be updated in order to meet the requirements set by the Recast Regulation.

On 8 November 2013 eu-LISA launched a procurement procedure in the form of a restricted call for tenders with the aim of establishing a Framework Contract for the development of the functionalities foreseen by Recast and the provision of maintenance services for the Eurodac system for a maximum of 4 years. The procedure was finalised and the Framework Contract awarded on 11 June 2014. The contract was signed on 02 July 2014.

The contract covers the necessary updates of the Eurodac functionalities, as well as other necessary improvements (on technical, infrastructure level etc.) that facilitate the correct implementation of the Recast Regulation; evolutionary, adaptive and corrective maintenance of the new system, as well as the possibility for the Member States and Associated Countries to order a standard NAP/FIT<sup>20</sup> solution that will provide the interface between the central Eurodac system and the National systems (this is optional).

In September 2014 the ICD sub-group<sup>21</sup>, composed of volunteer Member States<sup>22</sup> and eu-LISA, finalised the revision of the Eurodac ICD<sup>23</sup>. The new ICD, which will regulate communication between Central Eurodac and national systems from the Entry into operations (EiO) of Recast, was approved by the Eurodac Advisory Group at the end of August 2014. In parallel, the Project Management Forum (PMF) was created with the goal of better coordinating implementation efforts at the central and national levels. All Member States and Associated Countries together with the Commission are represented in the PMF. The forum has met<sup>24</sup> on a monthly basis since October 2014, and it is expected to end its mandate on 20 July 2015, the date of the EiO of Eurodac Recast.

## 2.2 Quality of service

eu-LISA is committed to the delivery of a high quality service to the Member States and Associated Countries who are the end users of the Eurodac Central System. A Service Level Agreement has been drafted and adopted by the Management Board, after the expression of a positive opinion by the Advisory Group.

In 2014, the Eurodac Central System was available 99,99% of the time, while 99,996% of the requests were

<sup>19</sup> The mandate of the sub-group, set up in autumn 2013, is: to discuss, agree and propose the way to implement the Recast Regulation; propose the new ICD version as well as to participate in the preparation of technical specifications and contribute to the Test Strategy, Acceptance Criteria and Test Plan for MSI testing.

<sup>20</sup> National Access Point/Fingerprint Image Transmission (NAP/FIT)

<sup>21</sup> The sub-group was set up in autumn 2013 and will end its mandate on 1 August 2015. For its mandate, please see footnote number 19 above.

<sup>22</sup> Austria, Germany, Lithuania, the Netherlands, Sweden and the United Kingdom.

<sup>23</sup> The communication of the national systems with the central Eurodac system takes place according to predefined 'language' and rules defined in the ICD.

<sup>24</sup> In 2014 the PMF met via web conference. In 2015, PMF meetings will be organised also via web conference together with a few ad-hoc live meetings.



processed and replies sent to Member States and Associated Countries within 1 hour.

In terms of cost-effectiveness, the Eurodac system enables Member States and Associated Countries to compare both the data originally transmitted by other countries and the data they themselves originally transmitted in order to establish whether an applicant has previously applied for asylum (either in another State or in their own). This permits important savings for national budgets as Member States and Associated Countries do not have to procure a national automated fingerprint identification system (AFIS) for the purpose of comparing the fingerprints of asylum applicants within that State.

## 2.3 Security

The Agency took over the operational management of Eurodac from the Commission via a phased approach. The first phase, carried out in 2013, focused on the switch of security responsibilities from the Commission to eu-LISA.

In 2014, the second phase of the system handover consisted of the relocation of Eurodac from Luxembourg to Strasbourg and to Sankt-Johan in Austria, proceeding in parallel with the decommissioning of the old Eurodac hardware located in Luxembourg. Decommissioning involved the dismantling of hardware equipment at two Commission locations in Luxembourg, erasure of the data magnetically (degaussing); and shredding of the obsolete Eurodac documentation.

In the framework of the relocation project, eu-LISA improved the security status of Eurodac, based on a thorough risk management process:

- the security baselines in place for SIS II and VIS - like physical access controls to the Agency sites and security and operational policy frameworks - have been applied in order to optimise the efficiency and effectiveness of common security measures;
- a thorough security risk assessment of the relocated system, comprising a vulnerability scan and a penetration test, was performed before the entry into production of the relocated system, providing the opportunity to test the robustness of the system and fixing outcomes potentially mining the confidentiality, integrity and availability of the system itself.

As part of the project management process in place at eu-LISA, a continuous risk assessment of the Eurodac Recast system is performed and a security plan and security policy are under preparation.

Vulnerability scans and penetration tests will be run on the Recast Eurodac system during the test phase, planned for Q2 2015 and potential outcomes will be thoroughly assessed and addressed before entry into operations. Knowledge gained from the relocation project will be leveraged in this work.

At the end of the reporting period, the agency started preparations for an audit of the datacentre used by the contractor for the development of the Eurodac Recast system. This activity will be conducted in 2015 by the Security team of eu-LISA to ensure that all required security measures including access control, physical security and system development are followed.

## 2.4 Data protection

Monitoring of the lawfulness of the processing of personal data and conformity with data protection guidelines is guaranteed firstly by the eu-LISA Data Protection Officer (DPO) and secondly by the European Data Protection Supervisor (EDPS).

In 2014, the Eurodac Relocation project faced certain challenges in matters related to the data protection legal framework. eu-LISA considered this project as an opportunity to optimize the compliance of Eurodac with

data protection requirements and thus addressed and implemented the recommendations<sup>25</sup> made in the past by the EDPS.

The eu-LISA DPO in cooperation with the Security team issued several requirements that were needed in order to mitigate risks arising from the transfer of personal data held by the system to the new location. The relocation was a success not only from the operational side but also from a data protection compliance side. This is proof of eu-LISA's valuable commitment to ensure the highest standards of data protection compliance when processing personal data.

Eu-LISA also contributes to the regular monitoring of the system by attending and updating the Eurodac Supervision Coordination Group<sup>26</sup>, composed of the National Data Protection Authorities and the EDPS, on the latest issues from an operational viewpoint.

### 3. Follow-up on the questionnaire on the application of the Eurodac Regulation

Following the publication of the Recast Eurodac Regulation (EU) No 603/2013, the Commission launched a questionnaire to Member States and Associated Countries in summer 2013 to investigate the application of the current Eurodac Regulation (EC) No 2725/2000. This task aimed to ensure that the current Regulation is being implemented correctly so that the transition procedure to the Recast Regulation could be undertaken without any significant obstacles.

The Commission's areas of concern covered advance data erasure, blocking of data, special searches and delays in transmission of fingerprints. The results of the questionnaire showed that most countries had problems in at least one of the areas listed above.

In the Eurodac Contact Committee on 9 October 2014, the Commission presented follow up to the findings of this questionnaire. The Commission had worked on an individual basis with each country on the issues identified. The results of this cooperation were very valuable and Member States and Associated Countries were proactive in rectifying the problems. All identified problems had either already been resolved or national projects were put in place to resolve them.

Nevertheless, there are still some issues that need further improvement on a technical and administrative level. In particular, the increase in applications for international protection within the EU and in the arrival of irregular migrants at the external borders in 2014 has exacerbated delays in transmission of category 1 and category 2 data. This is mentioned in more detail below in Section 4.3.

A delay in transmitting category 2 data to the Central System means that the application of the Dublin Regulation cannot be facilitated in a lawful and effective manner<sup>27</sup>.

---

<sup>25</sup> Last inspection undergone by the EDPS on Eurodac was carried out in June 2012. The provisions in Article 31(2) of the Recast Regulation foresee that an audit shall be carried out every three years.

<sup>26</sup> The Eurodac Supervision Coordination Group met in May and October 2014.

<sup>27</sup> See in the Annex graph VII *Distribution of category 1/category 2 hits missed because of delay when sending category 2 data*.

## 4. Figures and findings

According to the legal provisions, the Eurodac annual report shall contain statistical data<sup>28</sup> with a breakdown per country in relation to the following subjects:

- applicants for asylum in a Member State or an Associated Country, of at least 14 years of age (category 1 data);
- aliens of at least 14 years of age who were apprehended when irregularly crossing the external border of a Member State or an Associated Country having come from a third country and who were not turned back (category 2 data);
- aliens of at least 14 years of age, found illegally present within a Member State or an Associated Country territory, with a view to check whether data subjects have previously lodged an application for asylum in another country connected to Eurodac (category 3 data).

The reporting period considered for this exercise is 1 January to 31 December 2014.

### 4.1 Data stored and processed transactions

At the end of the reporting period on 31 December 2014, there were 2,707,339 sets of fingerprints stored in the Central System, comprising both category 1 data and category 2 data together<sup>29</sup>. This represented an increase of 14% compared to the data stored at the end of 2013 when there was a total of 2,378,008 sets of fingerprints and an increase of 18% compared to the amount of data stored by end of December 2012 (when there were 2,295,670 fingerprint sets).

The trend reported in the last couple of years confirms the progressive increase in the number of sets of fingerprints stored since the entry into operations of the system.

A transaction is a transaction which has been correctly processed by the Eurodac Central System, without rejection due to a data validation issue, fingerprint errors or insufficient fingerprint quality.

During the reporting period, the Central System processed a total of 756,368 transactions<sup>30</sup>, an increase of 49% compared to the traffic observed in 2013 when the total transactions were 508,565. In a period of two years, the volume of transactions almost doubled, with an 84% increase in transactions observable compared to 2012.

Figure 1 below shows the evolution of the number of processed transactions for the different categories from 2012.

<sup>28</sup> Eurodac data on asylum applications are not comparable to those produced by Eurostat, which are based on monthly statistical data provided by the Ministries of Justice and of the Interior of the Member States. There are a number of methodological reasons for the differences. Firstly, the Eurostat data includes all asylum applicants, i.e. of any age (whereas Eurodac data only concern persons older than 14 years). Secondly, the data are collected with a distinction being made between persons applying for asylum during the reference month (which may also include repeat applications) and persons applying for asylum for the first time.

<sup>29</sup> Annex: Table I – Eurodac Central System – content status 31.12.2014

<sup>30</sup> Annex: Table II – Processed transactions in the Eurodac Central System in 2014. Transactions for category1 (only insertions), category2 and category3 are counted.

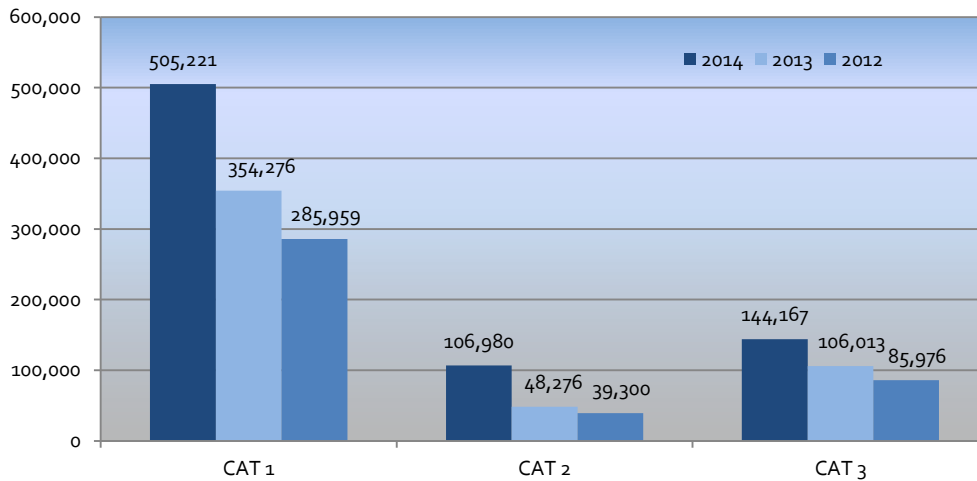


Figure 1: Processed transactions from 2012 to 2014

Germany performed the highest number of transactions in 2014, being responsible for almost 27% of the volume, followed by Italy with 15.6% and Sweden with 8.8%.

Compared to 2013, the biggest proportional increase was observed for Denmark with an increase of 143%. Italy witnessed a 130% growth and Estonia an increase of 103%. In absolute terms, the biggest increases were observed in Germany with an increase of 86,370 transactions compared to 2013, followed by Italy and Greece with increases of 66,582 and of 26,831 transactions respectively.

On the contrary, substantial decreases were observed for Malta with 54% less processed transactions than in 2013, Poland which saw a decrease of 43% and France which saw a decrease of 10% compared to the previous reporting period.

Figure 2 below shows the proportion of processed transactions performed during the reporting period per country.

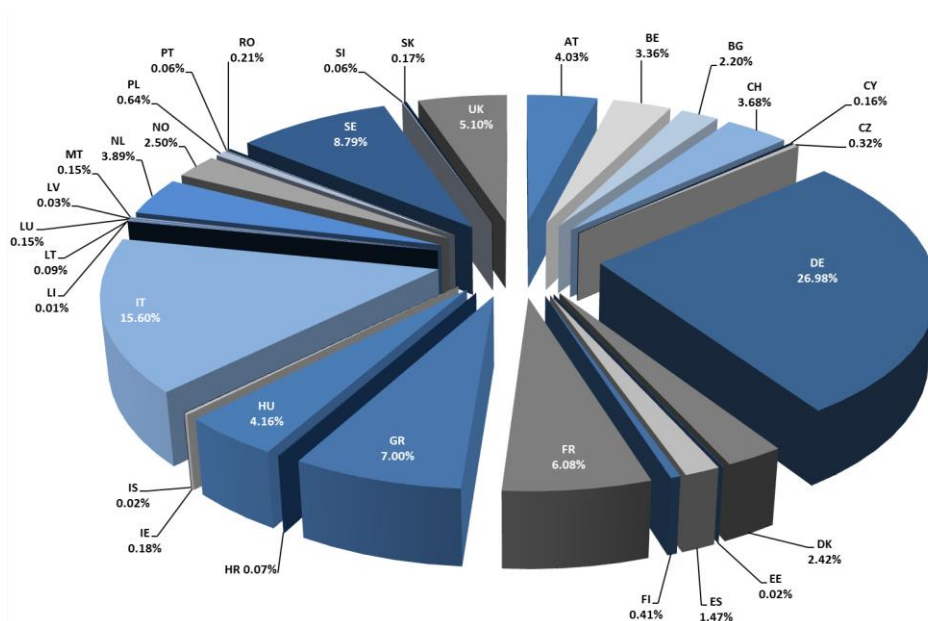


Figure 2: Proportion of processed transactions per country

#### 4.1.1 Transactions for category 1 data

Category 1 data is defined in Article 4(1) of the Eurodac Regulation as the fingerprints of applicants for asylum in a Member State or an Associated Country of at least 14 years of age.

In 2014 a total of 505,221 transactions for category 1 data was registered, an increase of 43% compared to 2013 (when the total was 354,276). This continued the trend observed in the previous reporting period when the transactions related to asylum seekers increased by 24% compared to 2012.

Compared to 2013 the biggest increase in proportion was observed for Denmark which registered an increase of 177%. Italy registered an increase of 155% while an increase of 72% was observed in the case of Germany and 71% for the Netherlands and the Czech Republic.

Malta registered a decrease in the proportion of category 1 transactions compared to 2013 with a decrease of 58%, while Poland registered a decrease of 49%, and Slovakia and Greece registered 24% and 23% fewer category 1 transactions respectively.

The main contributor of asylum seeker data in 2014 was Germany who was responsible for 28% of the total number of transactions. This was very similar to the previous reporting period when it had 23% of the total transactions. Italy followed with 14% and Sweden with 13%.

The graph in figure 3 below shows the total of processed transactions involving category 1 data per country in 2013 and 2014.

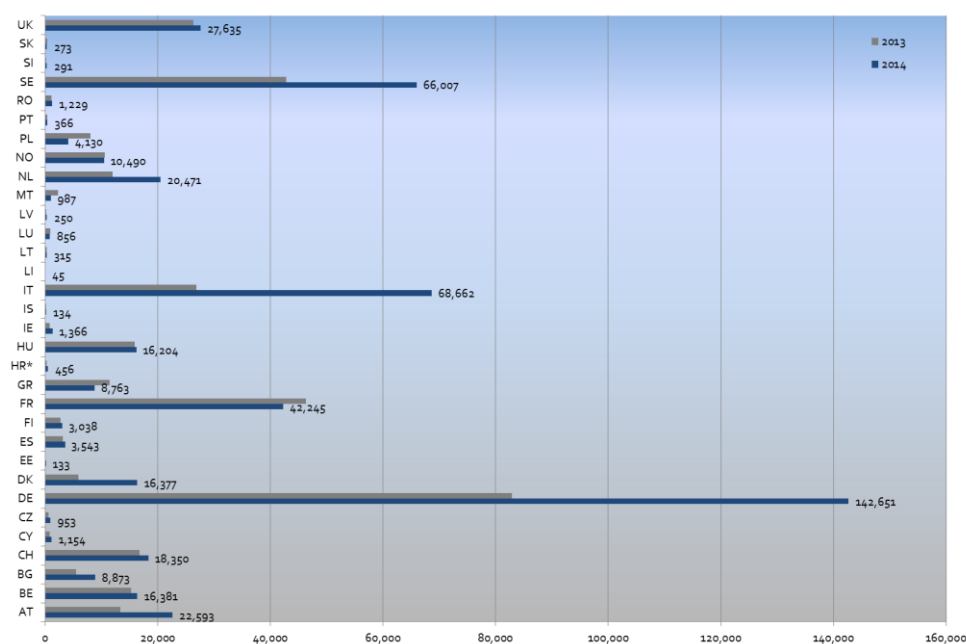


Figure 3: Processed transactions category 1 per country

\*Croatia was connected to Eurodac on 01 July 2013.

#### 4.1.2 Transactions for category 2 data

Category 2 data is defined in Article 8(1) of the Eurodac Regulation as the fingerprints of aliens of at least 14 years of age who were apprehended when irregularly crossing the external border of a Member State or an Associated Country having come from a third country and who were not turned back.

Transactions of data related to persons apprehended when irregularly crossing external borders increased significantly in 2014, going from 48,276 in 2013 up to 106,980<sup>31</sup> (an increase of 122%). In 2013, a 23% increase was registered.

The main contributors for this type of data were Italy with 44,720 transactions, representing 42% of the total traffic, Greece with 34,633 transactions and thus 32% of all traffic and Hungary with 13,757 transactions, i.e. 13% of traffic. The situation was very similar to that observed in 2013 when Italy (with 47%) and Greece (with 24%) were the main contributors.

Bulgaria was the third highest contributor in 2013, being responsible for 22% of traffic for data related to persons apprehended when irregularly crossing external borders. However, Bulgaria registered a decrease of 38% in this type of transaction in 2014, being responsible for 5,445 category 2 transactions in 2014 compared to 8,785 in 2013.

Following the practise already highlighted in previous reporting periods, six countries – the Czech Republic, Estonia, Liechtenstein, Luxembourg, Latvia, and Sweden - did not send any transaction related to persons apprehended when irregularly crossing external borders. Eight countries - Belgium, Cyprus, Denmark, Finland, Ireland, Iceland, Portugal and Slovenia - sent very few such transactions, being responsible for less than 10 transactions each.

#### **4.1.3 Transactions for category 3 data**

Category 3 data represents, according to Article 11(1) of the Eurodac Regulation, sets of fingerprints that a Member State or Associated Country may transmit to the Eurodac Central System with a view to checking whether aliens of at least 14 years of age, found illegally present within a Member State or Associated Country territory, have previously lodged an application for asylum in another country using Eurodac.

Searches related to aliens, of at least 14 years of age, found illegally present within a Member State territory showed an increase in 2014 in line with the trend observed in the previous reporting periods. The increase in 2014 was of 36%, as 144,167 transactions were registered compared to 106,013 transactions in 2013. In 2013 the increase registered compared to 2012 was 23%.

It should be noted that searches with category 3 data are not mandatory. Following the trend observed in the last couple of years, Germany is the main user of this type of transaction, having been responsible for 61,305 transactions, 43% of the total number. As was also the case in 2013, the UK is the second main state involved in this type of transaction, being responsible for 10,700 category 3 transactions representing 7.4% of the total traffic registered in 2014 (however having had a decrease of 10% compare to 2013 when the transactions were 11,880).

Ireland was the only country not performing any search with data category 3 in 2014, as already reported in the past years.

---

<sup>31</sup> As highlighted in previous reporting periods, the discrepancy between the statistics of category 2 data stored in Eurodac and other sources of statistics on the volume of irregular border crossings in Member States is due to the interpretation of Article 8(1) Eurodac Regulation. It should be noted that Article 14(1) of the Recast Regulation, which shall apply from 20 July 2015, gives a more precise definition in this respect.

## 4.2 Hits

### 4.2.1 Multiple asylum applications – hits from category 1 data against category 1 data

Hits generated from category 1 data checked against category 1 data, indicate cases where a person who has applied for asylum in a Member State or an Associated Country makes a new application in the same country (identified as local hit) or in another country (foreign hit).

From a total of 505,221 asylum applications<sup>32</sup> transmitted to Eurodac Central System in 2014, 24.02% (121,358 cases) were multiple applications (i.e. the data subject applied twice or more). This represents a decrease compared to the previous reporting period (in 2013 multiple applications were 29.2% of the total asylum applications), determining a change in the growing trend observed in the last couple of years.

In 2014, a total of 198,871 hits were generated<sup>33</sup> by category 1 data against category 1 data; in 2013 they were 170,879. Of those hits, local hits represented 31% (an increase compare to 2013 when it was 26.9%), having had 61,134 cases of persons who have applied for asylum in a Member State or an Associated Country applying twice or more in the same country.

Similar to what was observed in 2013, also in 2014 Belgium, Cyprus, the Czech Republic, Greece, Ireland and the United Kingdom had more than 50% of hits generated from category 1 data against category 1 data as local hits. In the case of Greece, local hits accounted for 83% of its total hits.

Foreign hits give an indication of the secondary movements of asylum seekers in the EU, as it shows cases when a person who has applied for asylum in a Member State or an Associated Country makes a new application in another country. 41% of the total foreign hits generated in 2014 were received by Germany.

Similar to previous years, on the basis of the information available in the Central System secondary movements observed do not necessarily follow the expected routes between neighbouring countries and do not represent a one-way street from the countries with an external land border or those bordering the Mediterranean to a country more in the North. Italy received a high number of asylum seekers who had previously lodged an application in Norway (1,172) and in Hungary (1,183). Germany received a high number of foreign hits from asylum seekers who previously lodged an application in Italy (8,824), in Hungary (6,328) and Sweden (6,316).

### 4.2.2 Hits from category 1 data against category 2 data

These hits give an indication of routes taken by persons who irregularly entered the territories of Member States or Associated Countries (category 2 data) and afterwards applied for asylum (category 1 data) in the same country (local hit) or in another one (foreign hit). In 2014 a total of 97,126 hits for category 1 data against category 2 data were registered. In 2013 those were 47,816.

In 2014, there were 52,391 foreign hits, which represent 53.9% of the total volume of hits for category 1 data against category 2 data. This shows a decrease compared to 2013 (54.7% of hits were foreign hits) and follows the trend observed in the last couple of years.

The majority of foreign hits were recorded to the following States when they made Category 1 data transactions: Germany (20,070), Sweden (7,601) and Austria (6,652).

On the basis of the information available in the Central System, the majority of those who entered the EU illegally via Italy and moved on travelled to Germany (6,635), Sweden (1,485) or Switzerland (1,078). Those

<sup>32</sup> Category 1 insertions as per the Annex Table II – Processed transactions to the Eurodac Central System in 2014

<sup>33</sup> Annex: Table III Hit repartition – category 1 data against category 1 data

who moved on after having entered illegally via Greece mainly went to Germany (5,802), Sweden (5,367) or Austria (3,958). Most of those entering via Bulgaria, moved on to either Germany (4,944) or Hungary (1,968).

Italy and Bulgaria have respectively 96% and 99% of their hits as local hits. Italy on its own registered 68% (30,461) of the total amount of local hits generated in 2014 by all countries (44,735). The ratio for Italy follows the trend (with an increase of 11%) of the last couple of year (in 2013 the local hits in Italy represented 57% of the total hits registered by Italy, whereas in 2012 those were 46%).

#### 4.2.3 Hits from category 3 data against category 1 data

These hits give indications as to where irregular migrants first applied for asylum before travelling to another country. As already mentioned above, submitting category 3 data is not mandatory and not all Member States or Associated Countries use the possibility for this check systematically.

The available data indicates that the flows of persons apprehended when illegally present in another Member State or an Associated Country from the one in which they claimed asylum mostly were found illegally in a few particular countries, most frequently, in Germany (23,196, growing from 2013 when was 18,002), Switzerland (5,207, growing from 4,680 in 2013), Norway (4,981, growing from 3,668 in 2013), Austria (3,479 up from 3,019 in 2013) and Belgium (3,193 up from 2,255 in 2013)<sup>34</sup>. This is a very similar situation compared to 2013 when, based on the data available in the Central System, the preferred destinations were Germany, Switzerland, Norway, the Netherlands, Austria and France.

Of the 144,167 category 3 transactions made in 2014, 72,120 (50% of the total) yielded hits (both foreign and local) against category 1 data already stored in the Eurodac Central System. This means that half of the irregular migrants who were apprehended when illegally present in a Member State or an Associated Country were found via a Eurodac search to have previously claimed asylum (in the same or another country). The number of foreign hits was 52,607 (73% of the total hits).

### 4.3 Transaction delay

Transaction delay indicates the time elapsed between the taking of fingerprints and sending them to the Eurodac Central System. The respective legal provision in the Eurodac Regulation does not provide a precise deadline for the transmission of fingerprints<sup>35</sup>, which can cause significant delays in practice. On the other hand, the Recast Regulation applicable from 20 July 2015 introduces a maximum time-limit of 72 hours after the lodging of an application for international protection or the date of apprehension for Member States or Associated Countries to take and transmit fingerprints to the Eurodac Central System.

The transaction delay is crucial since it may lead to results contrary to the responsibility principles laid down in the Dublin Regulation. The issue of transaction delays between taking fingerprints and sending them to the Eurodac Central System was already pointed out in previous reporting periods.

The average transaction time in days in 2014, considering the majority of countries<sup>36</sup>, resulted in a bit more than 1.5 days. This represents a better situation compared to the average delays of 2 days registered in 2013. Countries having had transaction delays above 3 days are indicated below in the figure 4.

<sup>34</sup> Annex Table V – Hit repartition category 3 against category 1

<sup>35</sup> Article 4 and Article 8 Eurodac Regulation read "[...] Member State shall promptly transmit [...]".

<sup>36</sup> With the wording 'majority of countries' is intended all countries using Eurodac except for Denmark. Denmark registered important transmission delays in August and September 2014. Thus it was decided not to include the Danish data to calculate this indicator, to avoid hampering the global average. The important transmission delays registered by Denmark were attributed to the re-sending of fingerprint data of recognised refugees which had previously been erased in error and not blocked by the Danish authorities. This being one of the actions taken as the follow-up of the questionnaire launched by Commission in summer 2013 to investigate the application of the Eurodac Regulation (see above section 3).



Country	Category 1	Average time	Country	Category 2	Average time
BE	CAT1	9.15	GR	CAT2	5.56
DE	CAT1	22.10	HR	CAT2	3.19
DK <sup>37</sup>	CAT1	252.60	UK	CAT2	3.88
ES	CAT1	6.60			
HU	CAT1	14.08			
PT	CAT1	7.49			
SK	CAT1	4.94			

Figure 4: Average transaction time exceeding 3 days registered in 2014

Germany substantially increased the transmission delays for category 1 data in 2014 having had an average of 22.10 days, compared to the 7.60 days delay registered in 2013. Portugal with 7.49 days increased the average of transmission time for category 1 data compared to 2013 (when the delay was 3.75 days).

On the other hand, a substantial improvement was registered for Greece notwithstanding the 5.56 days average delay for category 2 data. In fact in 2013 category 2 data had an average delay of 45.45 days. Improvements were observed also for Spain as regards category 1 data (in 2013 the average delay was 7.55) and the UK for category 2 data (in 2013 the average transmission time was 8.33 days).

Delayed transmissions can result in the incorrect designation of the country responsible for the asylum seeker under the Dublin Regulation. The delays can produce both wrong hits and missed hits.

In 2014, the number of wrong hits<sup>38</sup> doubled going up to 513<sup>39</sup> compared to 2013 (when it was 258). The biggest numbers of wrong hits were detected in Germany (219), in Denmark (103), in Belgium (78) and in Hungary (67).

Missed hits<sup>40</sup> due to a delay in the transmission of fingerprints grew significantly in 2014<sup>41</sup> going up to 1,291 cases compared to the 206 cases observed in 2013 (and the 18 in 2012). This big increase was mainly due to Greece, which on its own counted 1,166 missed hits (when in 2013 they were 202).

<sup>37</sup> Denmark registered transaction delays similar to the general average, except for the month of August and September, please previous footnote.

<sup>38</sup> In the scenario of the so-called 'wrong hit', a third-country national lodges an asylum application in Member State A, whose authorities take his/her fingerprints. While those fingerprints are still waiting to be transmitted to the Central System (category 1 transaction), the same person could already present him/herself in another Member State B and ask again for asylum. If this Member State B sends the fingerprints first, the fingerprints sent by Member State A would be registered in the Central database later than the fingerprints sent by Member State B and would thus result in a hit from the data sent by Member State B against the data sent by the Member State A. Member State B would thus be determined as being responsible instead of the Member State A where an asylum application had been lodged first.

<sup>39</sup> Annex: Table VI – Distribution of category 1/category 1 hits in wrong sense because of a delay when sending category 1 data

<sup>40</sup> In the scenario of the so-called 'missed hit', a third-country national is apprehended in connection with an irregular border crossing and his/her fingerprints are taken by the authorities of Member State A he/she entered. While those fingerprints are still waiting to be transmitted to the Central System (category 2 transaction), the same person could already present him/herself in another Member State B and lodge an asylum application. On that occasion, his/her fingerprints are taken by the authorities of Member State B. If this Member State B sends the fingerprints (category 1 transaction) first, the Central System would register a category 1 transaction first, and Member State B would handle the application instead of Member State A. Indeed, when a category 2 transaction arrives later on, a hit will be missed because category 2 data are not searchable.

<sup>41</sup> Table X – Distribution of category 1/category 2 hits missed because of a delay when sending category 2 data

## 4.4 Rejection rate

A transaction may be rejected due to a data validation issue, fingerprint errors or insufficient data quality.

In 2014 the total transaction rejection rate for all the countries was 10.2%, having registered 108,706 transactions with errors. The rate is the same percentage registered in 2013. On the other hand, the average rejection rate for fingerprints was 4.49%, registering an improvement from the previous reporting year when it was 5.49%. The rejection of sets of fingerprints is caused by the low quality of the fingerprint image or a sequence check error.

The graph in figure 5 shows the breakdown per country of the rejection rate for fingerprints.

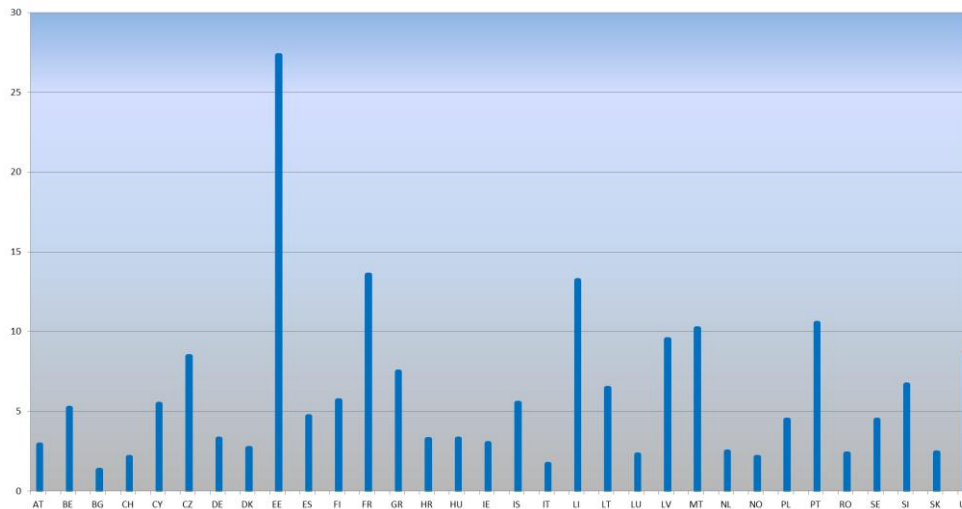


Figure 5: Rejection rate % for fingerprints per country

Similarly to the last couple of years, Estonia observed the highest rejection rate for fingerprints also in 2014 with 27.31%, which nevertheless represented an improvement compared to 33.56% registered in 2013. Improvements were also visible for Malta which went from a rejection rate of 13.55% in 2013 to 10.19% in 2014; as well as for Portugal going from 15.51% in the previous reporting period to 10.53% in 2014. Conversely, a slight deterioration was noticeable for France, where the rate went from 10.18% in 2013 to 13.55% in 2014.

## 4.5 Access rights to own data

The rights of the data subject are key to data protection, allowing individuals to control the processing of their personal data, within the limits established by the legal instruments. Data subjects are allowed to exercise their rights of access to their data as per Article 18(2) of Eurodac Regulation.

This type of transaction called special searches - category 9 are conducted following a specific request by the person whose data is stored in the Eurodac Central System. In 2014 there were a total of 26 category 9 transactions<sup>42</sup> performed by Belgium, Bulgaria, Cyprus, Denmark, Estonia, Finland, France, Croatia and Sweden. As was the case in recent years, France performed the majority of this type of search, accounting for 38% of the total performed in 2014.

Compared to previous reporting periods, the volume of category 9 transactions is steadily decreasing. A decrease of 47% was registered compared to 2013 data (when 49 category 9 transactions were executed), and a decrease of 77% compared to data registered in 2012 (when 111 category 9 transactions were executed).

<sup>42</sup> Annex: Table IX – Category 9 transactions – special searches performed during the reporting period

Provisions set by Article 29(11) of the Recast Regulation applicable from 20 July 2015 reinforce the role of the national supervisory body on this matter and introduce an enhanced monitoring for this type of request.

## 5. Conclusions

In 2014 the Eurodac Central System was available 99,99% of the time, whilst the 99,996% of the requests have been processed and replied to Member States and Associated Countries within 1 hour.

During the reporting period, the Central System processed a total of 756,368 transactions, which represents an increase of 49% compared to the traffic observed in 2013. In a period of two years, the volume of transactions almost doubled, the increase compared to data from 2012 was 84%.

In 2014 a total of 505,221 transactions for asylum seekers (category 1 data) were registered, which represented an increase of 43% compared to data from 2013. A notable increase was also observed for transactions of data related to persons apprehended when irregularly crossing the external borders (category 2 data) which increased of 122% in the reporting period compared to the previous year.

The rate of multiple applications (i.e. the data subject applied twice or more) in relation to the total asylum applications was 24.02% decreasing compared to the previous reporting period, determining a change in the growing trend observed in the last couple of years for this indicator.

The Relocation project aiming at relocate the Eurodac Central System from Luxembourg to eu-LISA data centre in Strasbourg (France) was successfully achieved in 2014, and the clone entered into operations on 21 June 2014. All along the reporting period, the project Eurodac Recast on the evolution of the system has been implemented to allow the application of the Recast Regulation as per the legal provisions on 20 July 2015.

# Annex

Table I – Eurodac Central System – content status 31.12.2014

Country	CAT1	CAT2	Blocked*
AT	122,652	303	12,155
BE	155,917	10	15,890
BG	19,085	12,512	143
CH	100,756	7	11,431
CY	25,203	46	89
CZ	13,138	0	402
DE	441,359	154	38,715
DK	39,144	0	6,507
EE	412	0	41
ES	31,673	11,075	706
FI	24,538	2	1,470
FR	347,991	755	67,568
GR	126,516	42,310	600
HR	791	50	0
HU	47,679	14,912	420
IE	19,479	4	647
IS	578	7	0
IT	248,252	67,118	3,891
LI	126	0	0
LT	2,349	19	75
LU	7,165	0	5
LV	1,031	0	0
MT	8,334	164	173
NL	106,467	111	4,313
NO	79,957	144	23,375
PL	52,641	73	737
PT	1,890	1	47
RO	9,631	211	1,047
SE	269,161	0	36,646
SI	3,465	25	97
SK	10,312	63	56
UK	239,144	427	21,597
<b>Total</b>	<b>2,556,836</b>	<b>150,503</b>	<b>248,843</b>

\* Only category1 data can be blocked.

Table II – Processed transactions in the Eurodac Central System in 2014

Country	CAT1*	CAT2	CAT3	Total
AT	22,593	227	7,661	30,481
BE	16,381	1	9,020	25,402
BG	8,873	5,445	2,309	16,627
CH	18,350	12	9,505	27,867
CY	1,154	2	30	1,186
CZ	953	0	1,456	2,409
DE	142,651	109	61,305	204,065
DK	16,377	2	1,893	18,272
EE	133	0	56	189
ES	3,543	6,710	873	11,126
FI	3,038	2	95	3,135
FR	42,245	436	3,324	46,005
GR	8,763	34,633	9,587	52,983
HR	456	59	2	517
HU	16,204	13,757	1,473	31,434
IE	1,366	1	0	1,367
IS	134	9	25	168
IT	68,662	44,720	4,579	117,961
LI	45	0	2	47
LT	315	27	337	679
LU	856	0	269	1,125
LV	250	0	3	253
MT	987	115	24	1,126
NL	20,471	105	8,814	29,390
NO	10,490	73	8,315	18,878
PL	4,130	45	686	4,861
PT	366	2	55	423
RO	1,229	215	176	1,620
SE	66,007	0	444	66,451
SI	291	6	154	451
SK	273	51	995	1,319
UK	27,635	216	10,700	38,551
<b>Total</b>	<b>505,221</b>	<b>106,980</b>	<b>144,167</b>	<b>756,368</b>

\* For category1 data only insertions are counted.

Table III – Hit repartition category 1 data against category 1 data

Country	AT	BE	BG	CH	CY	CZ	DE	DK	EE	ES	FI	FR	GR	HR	HU	IE	IS	IT	LI	LT	LU	LV	MT	NL	NO	PL	PT	RO	SE	SI	SK	UK	Local hits	Foreign hits	Total
AT	2,606	214	1,111	812	25	29	896	156	2	36	58	153	649	42	1,774	4	2	558	8	13	39	4	5	158	181	463	1	125	385	35	94	144	2,606	8,176	10,782
BE	228	10,518	118	341	7	14	1,188	128	0	77	48	373	222	1	223	8	3	263	1	16	75	12	12	466	172	503	13	37	440	17	23	165	10,518	5,194	15,712
BG	45	42	437	21	16	1	33	16	0	2	1	3	66	0	70	1	0	17	0	0	1	0	0	25	35	1	0	11	28	1	5	121	437	562	999
CH	452	279	87	1,007	10	30	867	117	2	92	52	362	241	42	266	12	3	1,746	4	17	29	7	36	237	219	130	16	35	392	16	28	91	1,007	5,917	6,924
CY	3	0	0	1	48	0	0	0	0	0	0	1	0	0	0	2	1	1	0	0	0	0	0	3	3	0	1	0	3	0	0	3	48	22	70
CZ	31	12	2	18	0	359	8	5	0	1	7	8	1	0	9	1	0	6	2	0	0	0	0	13	12	9	0	0	25	2	1	1	359	174	533
DE	3,265	4,635	4,673	5,362	129	99	17,741	1,426	5	599	382	3,069	1,990	105	6,328	24	10	8,824	12	129	490	127	326	2,187	1,495	2,501	86	467	6,316	170	216	440	17,741	55,887	73,628
DK	277	195	237	391	20	8	666	1,509	5	30	99	74	290	5	123	12	3	393	0	13	28	9	33	163	395	271	1	33	1,116	12	14	73	1,509	4,989	6,498
EE	0	2	0	1	0	0	1	1	8	1	6	1	0	0	0	0	0	0	0	1	0	2	0	2	1	2	1	0	3	0	0	0	8	25	33
ES	26	74	1	56	6	2	99	18	1	195	18	37	9	0	14	3	1	21	0	2	3	0	0	59	64	3	3	0	104	0	2	10	195	636	831
FI	85	75	45	139	9	8	215	123	4	18	357	29	86	2	66	7	4	179	0	6	10	6	9	62	198	24	0	23	461	6	7	53	357	1,959	2,316
FR	585	1,131	141	524	32	18	1,112	134	2	180	53	1,799	812	14	992	13	3	1,219	1	24	63	31	25	401	346	1,073	34	76	554	20	67	278	1,799	9,958	11,757
GR	25	10	118	13	7	1	23	3	0	6	3	10	1,855	0	31	0	0	21	0	1	0	0	0	8	17	9	0	17	19	0	0	50	1,855	392	2,247
HR	49	8	27	26	1	0	10	2	0	0	3	2	98	54	97	0	0	3	0	1	3	0	0	6	1	0	0	2	4	11	2	3	54	359	413
HU	584	144	1,586	159	11	5	338	46	0	2	36	208	981	3	1,333	3	0	60	2	6	18	0	0	63	97	6	0	117	186	21	8	180	1,333	4,870	6,203
IE	7	3	0	7	1	0	14	1	0	1	0	6	5	0	2	164	2	5	0	0	2	0	0	6	5	6	1	0	11	0	0	66	164	151	315
IS	1	12	1	12	0	0	9	16	0	0	13	8	3	0	0	3	3	19	0	0	1	0	0	8	35	1	0	1	36	0	0	4	3	183	186
IT	1,036	923	624	845	21	14	833	348	3	82	158	361	849	62	1,183	15	4	6,033	3	4	9	2	169	339	1,172	25	15	69	854	45	62	949	6,033	11,078	17,111
LI	10	6	1	16	0	1	14	1	0	2	0	2	1	0	2	0	0	6	5	0	5	0	0	10	7	0	0	0	5	1	0	3	5	93	98
LT	29	28	0	15	0	0	35	4	4	0	4	6	4	0	5	5	0	1	0	9	2	8	0	13	5	25	0	2	14	0	5	4	9	218	227
LU	24	52	4	84	2	1	77	23	0	10	10	19	9	2	26	2	1	32	0	2	74	0	0	29	25	0	2	3	57	3	2	14	74	515	589
LV	8	4	0	7	0	0	21	3	1	0	1	20	3	0	2	2	0	0	0	7	1	19	0	13	6	34	0	1	14	0	2	2	19	152	171
MT	2	7	0	15	8	1	36	13	0	0	6	4	2	0	1	0	0	21	0	0	0	0	29	35	35	0	0	0	83	0	0	7	29	276	305
NL	203	453	67	353	21	16	954	130	3	29	46	263	183	1	107	5	0	323	0	22	46	27	13	3,422	163	178	8	29	419	11	11	92	3,422	4,176	7,598
NO	195	151	89	385	12	10	397	224	2	44	80	60	162	1	105	11	3	547	4	4	19	4	25	109	736	42	5	20	733	3	16	68	736	3,530	4,266
PL	129	72	2	38	4	44	233	39	1	2	9	64	16	0	5	0	2	3	2	6	2	1	1	66	50	788	0	1	77	0	17	5	788	891	1,679
PT	5	4	0	9	0	1	4	2	0	5	2	2	0	0	1	0	0	5	0	0	0	0	0	4	12	5	7	0	21	0	4	0	7	86	93
RO	22	7	28	6	3	0	15	4	0	1	4	3	7	0	19	0	0	5	0	2	0	0	0	3	8	7	0	35	10	2	3	9	35	168	203
SE	587	509	301	1,028	61	22	2,160	1,292	5	144	431	302	549	9	576	23	11	2,638	3	27	73	33	310	703	1,723	200	8	113	7,217	38	89	253	7,217	14,221	21,438
SI	19	5	26	4	0	0	8	2	0	0	4	9	24	19	25	0	0	4	0	0	0	0	0	1	3	1	0	1	3	5	0	1	5	159	164
SK	67	10	17	11	1	12	27	5	1	0	14	6	2	0	6	0	0	1	0	2	0	1	0	15	7	2	0	1	23	0	183	6	183	237	420
UK	159	183	51	97	27	3	172	57	1	16	20	132	323	5	125	133	0	511	0	3	4	2	25	120	97	2	3	26	171	4	11	2,579	2,579	2,483	5,062
Total	10,764	19,768	9,794	11,803	482	699	28,206	5,848	50	1,575	1,925	7,396	9,442	367	13,516	453	56	23,465	47	317	997	295	1,018	8,749	7,325	6,311	205	1,245	19,784	423	872	5,674	61,134	137,737	198,871

Table IV – Hit repartition category 1 against category 2

Country	AT	BE	BG	CH	CY	CZ	DE	DK	EE	ES	FI	FR	GR	HR	HU	IE	IS	IT	LI	LT	LU	LV	MT	NL	NO	PL	PT	RO	SE	SI	SK	UK	Local hits	Foreign hits	Total	
AT	86	0	1,100	0	0	0	0	0	0	49	0	0	3,958	1	1,141	0	0	368	0	0	0	0	0	0	0	0	0	32	0	1	2	0	86	6,652	6,738	
BE	3	1	115	0	0	0	0	0	0	339	0	10	384	1	64	0	0	153	0	0	0	0	0	0	2	1	0	7	0	0	1	0	1	1,080	1,081	
BG	0	0	5,058	0	0	0	0	0	0	0	0	0	34	0	5	0	0	0	0	0	0	0	0	0	0	0	0	0	0	0	0	0	5,058	39	5,097	
CH	2	0	120	2	0	0	0	0	0	245	0	3	396	0	72	0	0	1,078	0	0	0	0	1	0	0	0	0	6	0	0	1	0	2	1,924	1,926	
CY	0	0	0	0	0	0	0	0	0	0	0	0	1	0	0	0	0	0	0	0	0	0	0	0	0	0	0	0	0	0	0	0	0	1	1	
CZ	0	0	3	0	0	0	0	0	0	0	0	0	2	0	2	0	0	2	0	0	0	0	0	0	0	0	0	0	0	0	0	0	0	0	9	9
DE	35	0	4,944	1	0	0	35	0	0	1,121	0	29	5,802	1	1,400	0	0	6,635	0	2	0	0	23	1	5	5	0	52	0	4	8	2	35	20,070	20,105	
DK	5	0	184	0	0	0	0	0	0	5	0	0	1,352	0	46	0	0	404	0	0	0	0	3	0	1	0	0	4	0	0	0	0	0	0	2,004	2,004
EE	0	0	0	0	0	0	0	0	0	0	0	0	0	0	0	0	0	0	0	0	0	0	0	0	0	0	0	0	0	0	0	0	0	0	0	
ES	0	1	0	0	0	0	0	0	0	617	0	0	4	0	0	0	0	11	0	0	0	0	0	0	0	0	0	0	0	0	0	0	0	617	16	633
FI	1	0	42	0	0	0	0	0	0	10	0	0	189	0	18	0	0	72	0	0	0	0	1	0	0	1	0	4	0	0	0	0	0	0	338	338
FR	2	3	172	0	0	0	0	0	0	594	0	276	221	0	192	0	0	529	0	0	0	0	0	1	1,725	0	4	0	0	6	1	276	1,725	2,001		
GR	1	0	184	0	0	0	0	0	0	0	0	0	2,461	0	1	0	0	4	0	0	0	0	0	0	0	0	0	0	0	0	0	0	0	2,461	190	2,651
HR	0	0	54	0	0	0	0	0	0	1	0	0	53	4	1	0	0	0	0	0	0	0	0	0	0	0	0	0	0	0	0	0	0	4	109	113
HU	3	0	1,968	0	0	0	0	0	0	2	0	0	2,863	1	5,432	0	0	5	0	0	0	0	0	0	0	0	0	43	0	0	0	0	5,432	4,885	10,317	
IE	0	0	3	0	0	0	0	0	0	1	0	2	2	0	0	0	0	1	0	0	0	0	0	0	0	0	0	0	0	0	0	2	0	11	11	
IS	0	0	0	0	0	0	0	0	0	0	0	0	2	0	0	0	3	2	0	0	0	0	0	0	0	0	0	0	0	0	0	0	3	4	7	
IT	13	0	512	1	0	0	0	0	0	89	0	3	300	1	273	0	0	30,461	0	0	0	0	0	1	2	1	0	6	0	0	0	1	30,461	1,203	31,664	
LI	0	0	1	0	0	0	0	0	0	0	0	0	0	0	0	0	0	3	0	0	0	0	0	0	0	0	0	0	0	0	0	0	0	4	4	
LT	0	0	0	0	0	0	0	0	0	1	0	0	0	0	0	0	0	0	0	1	0	0	0	0	0	0	0	0	0	0	0	0	1	1	2	
LU	0	0	3	0	0	0	0	0	0	15	0	0	8	0	0	0	0	14	0	0	0	0	0	0	0	0	0	0	0	0	0	0	0	0	40	40
LV	0	0	0	0	0	0	0	0	0	0	0	0	7	0	0	0	0	0	0	0	0	0	0	0	0	1	0	0	0	0	0	0	0	0	8	8
MT	0	0	0	0	0	0	0	0	0	0	0	0	15	0	0	0	0	17	0	0	0	0	1	0	0	0	0	0	0	0	0	0	0	1	32	33
NL	2	0	75	0	0	0	1	0	0	71	0	10	1,388	0	25	0	0	283	0	1	0	0	0	23	0	0	0	6	0	0	0	5	23	1,867	1,890	
NO	4	0	86	0	0	0	0	0	0	31	0	4	864	1	47	0	0	249	0	0	0	0	0	0	7	0	3	0	0	0	0	0	7	1,289	1,296	
PL	0	0	0	0	0	0	0	0	0	0	0	0	9	0	1	0	0	0	0	0	0	0	0	0	0	5	0	0	0	0	0	0	5	10	15	
PT	0	0	0	0	0	0	0	0	0	0	0	0	0	0	0	0	0	0	0	0	0	0	0	0	0	0	1	0	0	0	0	1	0	1		
RO	0	0	27	0	0	0	0	0	0	0	0	0	6	0	2	0	0	2	0	0	0	0	0	0	0	0	0	197	0	0	0	0	197	37	234	
SE	6	1	351	0	1	0	1	0	0	51	0	19	5,367	4	280	0	0	1,485	0	0	0	0	6	0	2	4	0	23	0	0	0	0	0	7,601	7,601	
SI	2	0	23	0	0	0	0	0	0	0	0	0	24	1	10	0	0	0	0	0	0	0	0	0	0	0	0	0	0	0	0	0	0	60	60	
SK	0	0	16	0	0	0	0	0	0	0	0	0	12	0	3	0	0	0	0	0	0	0	0	0	0	0	0	0	0	0	26	0	26	31	57	
UK	2	0	82	0	0	0	0	0	0	4	0	20	610	1	10	0	0	415	0	0	0	0	0	3	0	0	3	0	0	1	38	38	1,151	1,189		
Total	167	6	15,123	4	1	0	37	0	0	3,246	0	376	26,334	16	9,025	0	3	42,193	0	4	0	0	35	29	19	18	1	390	0	5	45	49	44,735	52,391	97,126	

Table V – Hit repartition category 3 against category 1

Country	AT	BE	BG	CH	CY	CZ	DE	DK	EE	ES	FI	FR	GR	HR	HU	IE	IS	IT	LI	LT	LU	LV	MT	NL	NO	PL	PT	RO	SE	SI	SK	UK	Local hits	Foreign hits	Total	
AT	1,026	56	255	522	2	26	360	43	0	15	12	71	182	28	543	1	2	871	0	3	10	0	7	50	86	37	1	55	146	9	27	59	1,026	3,479	4,505	
BE	224	2,593	12	411	6	13	456	150	0	52	24	299	89	9	109	12	0	288	0	11	96	4	3	225	133	68	2	29	254	12	25	177	2,593	3,493	5,786	
BG	15	13	510	17	3	0	20	9	0	1	2	6	35	3	16	0	0	2	0	0	0	0	0	17	28	1	0	6	18	1	0	34	510	247	757	
CH	628	302	23	3,588	5	17	771	149	1	108	53	567	120	13	332	8	5	992	4	15	38	8	17	195	212	88	33	20	365	26	21	71	3,588	5,207	8,795	
CY	0	0	0	0	5	0	0	0	0	0	0	0	0	0	0	0	0	0	0	0	0	0	0	0	0	0	0	0	0	0	0	0	5	0	5	
CZ	83	3	15	24	1	126	36	4	0	2	3	9	15	2	74	0	2	20	0	0	1	1	0	5	10	16	0	5	11	1	8	4	126	355	481	
DE	1,991	1,158	1,625	2,674	45	55	2,208	552	2	248	163	923	900	74	3,758	13	1	4,236	9	31	107	36	117	738	630	625	32	227	1,819	69	79	259	2,208	23,196	25,404	
DK	56	11	12	117	4	0	108	373	0	12	28	17	31	0	16	5	4	181	0	2	10	1	6	25	144	10	0	1	520	2	10	26	373	1,359	1,732	
EE	0	1	0	4	1	0	2	2	0	1	9	0	0	0	0	0	0	1	0	0	0	0	0	0	0	2	0	1	0	23	0	0	0	0	47	47
ES	91	46	0	328	1	0	110	58	0	27	39	40	11	0	6	1	4	8	1	1	4	0	0	46	103	3	3	1	182	2	0	16	27	1,105	1,132	
FI	10	3	0	10	0	0	5	5	0	1	37	2	8	0	5	0	0	5	0	0	0	0	0	0	6	17	0	1	0	44	0	3	0	37	125	162
FR	114	193	25	236	6	1	220	37	1	62	10	338	80	3	92	6	0	499	0	0	8	0	7	66	61	17	5	23	97	3	14	180	338	2,066	2,404	
GR	30	13	120	15	5	1	28	7	0	6	3	12	2,512	0	39	0	0	22	0	1	0	0	0	0	10	22	13	0	19	24	0	0	58	2,512	448	2,960
HR	0	0	0	0	0	0	0	0	0	0	0	1	0	0	0	0	0	0	0	0	0	0	0	0	0	0	0	0	0	0	0	0	0	0	1	1
HU	98	45	87	27	0	0	74	7	0	1	3	42	42	1	265	1	0	19	0	1	9	0	0	17	9	4	0	15	41	3	0	12	265	558	823	
IE	0	0	0	0	0	0	0	0	0	0	0	0	0	0	0	0	0	0	0	0	0	0	0	0	0	0	0	0	0	0	0	0	0	0	0	0
IS	0	0	0	1	0	0	2	0	0	0	2	2	1	0	0	0	3	0	0	0	0	0	1	0	4	0	0	0	7	0	2	2	3	24	27	
IT	279	23	122	263	6	0	96	17	0	5	4	36	125	3	206	0	0	606	0	5	5	0	9	17	38	16	0	9	44	5	10	29	606	1,372	1,978	
LI	1	0	0	1	0	0	1	0	0	0	0	0	0	0	0	0	0	1	0	0	0	0	0	0	0	0	0	0	0	0	0	0	0	0	4	4
LT	3	6	0	4	0	0	12	2	0	1	2	5	1	0	1	0	0	0	0	7	0	3	0	3	2	16	0	0	3	0	1	3	7	68	75	
LU	31	38	0	93	0	0	51	16	0	6	3	18	3	0	12	1	1	46	0	0	72	0	0	10	21	1	0	1	24	1	0	4	72	381	453	
LV	0	0	0	1	0	0	0	0	0	0	0	0	2	0	0	0	0	0	0	0	0	0	0	0	0	0	0	0	0	0	0	0	0	0	3	3
MT	0	0	0	1	0	0	1	0	0	0	0	0	0	0	0	0	0	5	0	0	0	0	2	0	0	0	0	0	0	0	0	0	1	2	8	10
NL	128	381	14	167	12	10	399	69	0	25	35	249	65	0	45	3	0	187	0	8	34	4	13	1,531	109	60	4	10	219	11	18	78	1,531	2,357	3,888	
NO	246	142	30	670	33	11	358	345	1	91	122	74	148	1	81	6	4	1,256	2	7	18	2	9	142	2,348	27	9	20	986	9	12	119	2,348	4,981	7,329	
PL	24	13	0	26	0	3	114	18	0	0	0	26	9	0	14	1	0	10	0	3	1	1	0	13	18	226	0	2	32	0	2	4	226	334	560	
PT	0	4	0	4	0	0	6	1	0	4	0	5	0	0	0	0	0	2	0	0	0	0	0	1	3	0	2	0	1	0	0	1	2	32	34	
RO	15	2	4	3	0	0	9	1	0	1	1	0	6	1	17	0	0	1	0	0	0	0	0	0	0	0	1	0	58	1	0	0	8	58	71	129
SE	22	6	3	29	1	4	25	29	0	2	8	12	5	2	4	2	0	72	0	1	1	4	2	16	51	3	0	1	141	0	1	5	141	311	452	
SI	11	2	2	6	0	0	9	0	0	0	0	5	12	7	21	0	0	5	0	0	0	0	0	0	3	0	0	1	1	7	0	5	7	90	97	
SK	43	6	24	9	1	7	4	0	0	0	13	4	8	0	45	0	0	0	0	2	0	0	0	6	2	0	0	1	12	0	52	1	52	188	240	
UK	61	99	4	17	2	7	96	24	0	1	5	66	45	1	38	106	0	264	0	4	3	0	0	31	25	1	0	11	45	3	38	850	850	997	1,847	
Total	5,230	5,159	2,887	9,268	139	281	5,581	1,918	5	672	581	2,829	4,455	148	5,739	166	26	9,599	16	102	417	64	193	3,170	4,081	1,233	93	515	5,060	164	323	2,006	19,513	52,607	72,120	



Table VI – Distribution of category 1/category 1 hits in wrong sense because of a delay when sending category 1 data

Country	AT	BE	BG	CH	CZ	DE	DK	ES	FI	FR	GR	HU	IE	IS	IT	LV	NL	NO	PL	PT	RO	SE	SI	UK	Total	
AT	0	0	0	0	0	0	0	0	0	0	0	26	0	0	0	0	0	0	0	0	0	0	0	0	0	26
BE	2	0	0	1	8	6	9	4	2	10	0	2	1	1	1	0	5	7	1	2	3	11	1	1	1	78
BG	0	0	0	0	0	0	0	0	0	0	0	0	1	0	0	0	0	0	0	0	0	0	0	0	0	1
CH	0	0	0	0	0	1	0	0	0	0	0	0	0	0	0	0	0	0	0	0	0	0	0	0	0	1
DE	9	8	0	10	2	0	20	2	2	2	0	88	0	0	4	5	10	9	1	0	0	45	0	2	2	219
DK	0	2	0	3	0	4	0	0	1	0	2	4	0	0	1	0	2	14	1	0	0	66	0	3	3	103
FI	0	0	0	0	0	0	0	0	0	0	0	0	0	0	0	0	0	1	0	0	0	0	0	0	0	1
HU	25	0	27	4	2	0	0	0	0	0	5	0	0	0	2	0	1	0	0	0	0	1	0	0	0	67
LU	0	0	0	1	0	1	1	0	0	1	0	0	0	0	0	0	0	0	0	0	0	1	0	0	0	5
LV	0	0	0	0	0	0	0	0	0	0	0	0	0	0	0	0	0	0	0	0	0	1	0	0	0	1
SE	0	0	0	0	0	0	0	0	0	0	0	5	0	0	0	0	0	0	0	0	0	0	0	0	0	5
SI	0	0	0	0	0	0	0	0	0	0	0	0	0	0	1	0	0	0	0	0	0	0	0	0	0	1
SK	1	0	0	0	0	0	0	0	0	1	0	0	0	0	0	0	0	0	0	0	0	0	0	0	0	2
UK	0	0	0	0	0	0	0	0	0	2	0	0	0	0	1	0	0	0	0	0	0	0	0	0	0	3
Total	37	10	27	19	12	12	30	6	5	16	7	126	1	1	10	5	18	31	3	2	3	125	1	6	513	

Table VII – Distribution of category 1/category 2 hits missed because of a delay when sending category 2 data

Country	AT	BE	CH	DE	DK	FI	FR	HU	IE	IT	LU	LV	NL	NO	RO	SE	SK	UK	Total	
ES	0	0	1	4	0	0	1	0	0	0	0	0	0	1	1	0	0	0	0	8
FR	0	0	0	0	0	0	0	0	0	0	0	0	0	1	0	0	0	0	0	1
GR	90	23	10	42	103	7	4	90	1	2	2	3	168	51	1	559	0	10	1,166	
HU	31	0	0	59	0	2	0	0	0	2	0	0	2	0	0	11	2	1	110	
IT	0	0	1	2	0	0	0	0	0	0	0	0	0	0	0	0	0	0	4	
MT	0	0	0	0	0	0	0	0	0	0	0	0	0	0	0	0	2	0	2	
Total	121	23	12	107	103	9	5	90	1	4	2	3	172	52	1	572	2	12	1,291	

Table VIII - Distribution of hit against blocked cases<sup>43</sup>

Country	AT	BE	BG	CH	CZ	DE	DK	EE	ES	FI	FR	GR	HU	IE	IT	LT	MT	NL	NO	PL	PT	RO	SE	SI	SK	UK	Total	
AT	6	0	0	0	1	0	0	0	0	0	0	2	1	0	7	0	0	0	0	1	0	2	1	0	0	0	1	22
BE	1	20	1	1	2	3	0	0	1	0	6	0	5	0	18	0	0	2	3	6	0	8	1	0	0	0	0	78
BG	0	0	1	0	0	2	0	0	0	0	0	0	0	0	0	0	0	0	0	0	0	0	0	0	0	0	2	5
CH	2	2	0	34	0	2	0	0	3	1	8	0	0	0	33	0	0	1	1	2	7	7	0	0	0	0	103	
DE	10	7	70	10	1	35	2	2	4	0	10	4	24	0	258	5	2	2	8	29	0	99	25	4	2	3	616	
DK	1	0	0	0	0	3	225	0	0	0	2	0	0	0	31	0	0	0	3	5	0	12	8	0	0	0	290	
ES	0	0	0	0	0	0	0	0	3	0	0	0	0	0	0	0	0	0	3	0	1	0	0	0	0	0	7	
FI	0	0	0	0	0	0	0	0	1	1	0	0	0	0	5	0	0	0	0	0	7	1	1	1	1	0	17	
FR	1	0	0	1	1	2	0	0	1	0	1	1	3	0	49	0	1	0	0	8	2	0	0	0	0	0	71	
GR	0	0	0	0	0	0	0	0	0	0	0	3	0	0	2	0	0	0	0	0	0	0	0	0	0	0	5	
HU	0	0	0	0	0	1	0	0	0	0	0	0	3	0	0	0	0	0	0	0	0	0	0	0	0	0	4	
IE	0	0	0	0	0	0	0	0	0	0	0	0	0	0	1	0	0	0	0	0	0	0	0	0	0	0	2	
IS	0	0	0	0	0	3	0	0	0	0	0	0	0	0	0	0	0	0	0	0	0	0	1	0	0	0	4	
IT	0	0	0	2	0	1	0	0	0	0	0	0	0	0	12	0	0	0	2	0	0	0	2	0	0	0	27	
LT	2	0	0	0	0	0	0	0	0	0	0	0	0	0	0	0	0	0	0	0	0	0	0	0	0	0	2	
LU	0	0	0	2	0	0	0	0	0	0	0	0	0	0	0	0	0	0	0	0	0	0	0	0	0	0	2	
MT	0	0	0	0	0	0	0	0	0	0	0	0	0	0	2	0	0	0	0	0	0	0	0	0	0	0	2	
NL	0	6	1	2	0	0	2	0	2	0	2	0	0	1	9	0	1	3	0	1	0	1	2	0	0	0	34	
NO	0	0	0	3	1	2	1	0	2	1	2	0	1	0	64	3	0	0	48	0	2	9	12	0	1	1	153	
RO	0	0	0	0	0	0	0	0	0	0	0	0	0	0	0	0	0	0	0	0	2	0	0	0	0	0	2	
SE	4	1	0	2	0	7	2	0	13	1	5	1	1	0	118	0	1	0	8	3	1	21	2	3	0	1	195	
SI	0	0	0	0	0	0	0	0	0	0	0	0	0	0	1	0	0	0	0	0	0	0	0	0	0	0	1	
UK	0	2	0	1	0	5	0	0	0	0	0	3	0	2	30	0	0	0	2	0	0	4	0	0	0	0	61	
Total	27	38	73	58	6	66	232	2	30	4	36	14	38	3	640	8	5	7	78	54	8	172	62	8	4	30	1,703	

<sup>43</sup> A blocked case refers to Article 12 Eurodac Regulation. The legal provision requires Member States to block the datasets of persons recognised as refugees.

Table IX – Category 9 transactions – special searches performed during the reporting period

Country	JAN	FEB	MAR	APR	MAI	JUN	JUL	AUG	SEP	OCT	NOV	DEC	Total
BE												1	1
BG			1										1
CY								4					4
DK								1					1
EE							1						1
FI	2												2
FR	1	1	1	3	1				2	1			10
HR	4	1											5
SE										1			1
<b>Total</b>	<b>7</b>	<b>2</b>	<b>2</b>	<b>3</b>	<b>1</b>	<b>0</b>	<b>1</b>	<b>5</b>	<b>2</b>	<b>2</b>	<b>0</b>	<b>1</b>	<b>26</b>