



# Eurodac – 2018 statistics

February 2019

This document has been produced in application of Article 8(2) of Regulation (EU) No 603/2013 with the purpose of publishing the 2018 annual statistics on Eurodac.

This document is public. Reproduction is authorised, except for commercial purposes, provided that the source is acknowledged.

[eulisa.europa.eu](http://eulisa.europa.eu)

ISBN 978-92-95208-81-0

ISSN 2467-074X

doi:10.2857/731778

Catalogue number: EL-AF-19-001-EN-N

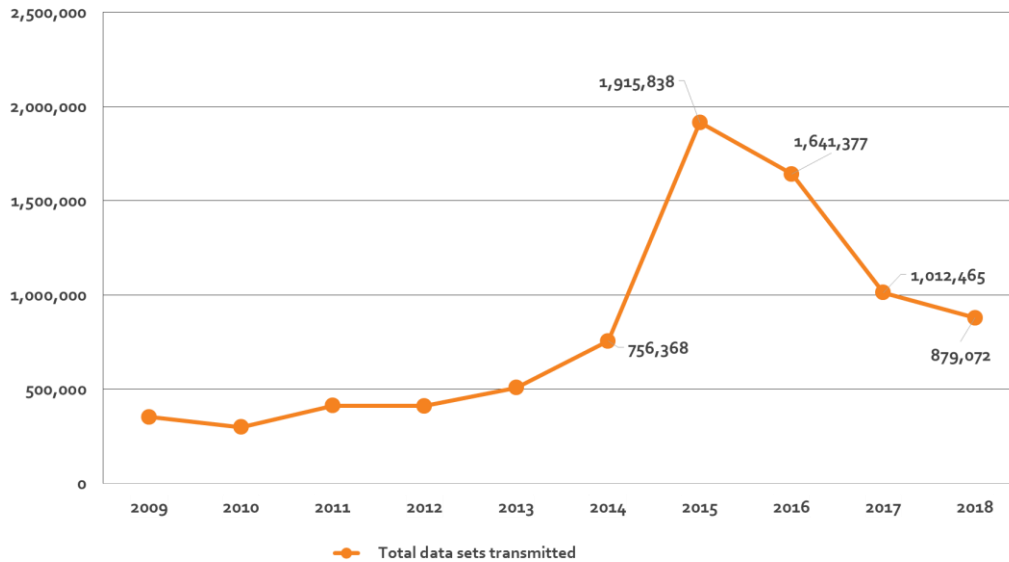
© European Union Agency for the Operational Management of Large-Scale IT Systems in the Area of Freedom, Security and Justice (eu-LISA), 2019

## Contents

Executive summary .....	4
Introduction .....	5
1. Number of data sets transmitted.....	6
1.1 Breakdown of requests made by law enforcement.....	8
2. Number of hits category 1 against category 1.....	9
3. Number of hits category 1 against category 2 .....	10
4. Number of hits category 3 against category 1.....	11
5. Number of data sets marked, unmarked, blocked and unblocked.....	12
6. Number of fingerprint data sets rejected .....	13
7. Number of hits category 1 against marked category 1 and 2 .....	14
8. Number of hits category 3 against marked category 1.....	15
9. Number of hits category 4 against category 1 and 2 .....	16

## Executive summary

In 2018, Member States and Europol successfully transmitted<sup>1</sup> to Eurodac Central System a total of 879,072 sets of fingerprints. The graph here below provides an overview of the traffic toward the Central System in the last 10 years.



In terms of hits during the reporting period, Eurodac Central System registered:

- 305,543 hits category 1 against category 1
- 109,609 hits category 1 against category 2
- 170,242 hits category 3 against category 1
- 10,878 hits category 1 against marked category 1 and 2
- 5,704 hits category 3 against marked category 1
- 195 hits category 4 against category 1
- 6 hits category 4 against category 2

<sup>1</sup> Transmitted is intended as fingerprint set sent to Eurodac Central System. Transmission of fingerprint set can be for different purposes: search and storage (Category 1 data), just storage (Category 2 data), just search (Category 3 data, Category 4 data, Category 5 data).

## Introduction

In accordance with Article 8(2) of Regulation (EU) No 603/2013<sup>2</sup> of the European Parliament and of the Council (here after referred to as the “Eurodac Regulation”), at the end of each year statistical data on the work of the Eurodac Central System shall be made public. The statistics shall contain a breakdown of data for each Member State<sup>3</sup>.

This document provides the statistics as requested by Article 8 of Eurodac Regulation for the period 01 January until 31 December 2018. All data is prepared by eu-LISA and extracted from the Eurodac Central System. Annual statistics on Eurodac are available since 2015. Previous years` collections of statistics are available on the eu-LISA website<sup>4</sup> .

In addition and complimentary to the Annual statistics, regularly eu-LISA publishes the *Annual report on the activities of the Central System of Eurodac, including its technical functioning and security*. The Annual report provides an insight to the main developments of the system as well as an overview of annual statistics, putting them in perspective with previous years.

---

<sup>2</sup> Regulation (EU) No 603/2013 on the establishment of 'Eurodac' for the comparison of fingerprints for the effective application of Regulation (EU) No 604/2013 establishing the criteria and mechanisms for determining the Member State responsible for examining an application for international protection lodged in one of the Member States by a third-country national or a stateless person and on requests for the comparison with Eurodac data by Member States' law enforcement authorities and Europol for law enforcement purposes, and amending Regulation (EU) No 1077/2011 establishing a European Agency for the operational management of large-scale IT systems in the area of freedom, security and justice (recast). OJ L 180, 29.6.2013

<sup>3</sup> Under the term "Member States" the current document refers to the Member States of the EU and Associated Countries which are bound under Union law by the Regulation (EU) No 603/2013, if not further explained. Member States of the EU connected to Eurodac on 31 December 2016 were: Austria, Belgium, Bulgaria, Cyprus, Croatia, Czech Republic, Denmark, Estonia, Finland, France, Germany, Greece, Hungary, Ireland, Italy, Latvia, Lithuania, Luxembourg, Malta, the Netherlands, Poland, Portugal, Romania, Slovakia, Slovenia, Spain, Sweden and the United Kingdom. Associated Countries connected to Eurodac were: Iceland, Liechtenstein, Norway and Switzerland.

<sup>4</sup> <https://www.eulisa.europa.eu/our-publications/reports>

## 1. Number of data sets transmitted<sup>5</sup>

Member States and Europol<sup>6</sup> successfully transmitted a total of **879,072 sets of fingerprints<sup>7</sup>** to the Eurodac Central System during 2018. The table here under provides the breakdown per Member States and Europol on the data sets per category successfully transmitted.

Member State	Category 1 data	Category 2 data	Category 3 data	Category 4 data	Category 5 data	Total
AT	7,718	103	9,935	32	n.a.	17,788
BE	19,751	0	43,160	8	n.a.	62,919
BG	2,208	205	1,749	0	n.a.	4,162
CH	9,796	0	12,296	0	n.a.	22,092
CY	5,912	3,789	51	5	n.a.	9,757
CZ	1,461	0	2,434	0	n.a.	3,895
DE	142,255	1,947	47,559	221	n.a.	191,982
DK	3,141	0	2,464	0	n.a.	5,605
EE	79	1	331	0	n.a.	411
ES	38,303	31,749	688	3	n.a.	70,743
FI	3,605	2	187	0	n.a.	3,794
FR	118,785	606	12,629	2	n.a.	132,022
GR	50,730	38,647	30,181	5	n.a.	119,563
HR	690	630	6	0	n.a.	1,326
HU	426	256	1,288	5	n.a.	1,975
IE	4,429	118	0	0	n.a.	4,547
IS	625	11	70	0	n.a.	706
IT	53,443	23,405	23,392	0	n.a.	100,240
LI	111	0	3	0	n.a.	114
LT	309	15	294	0	n.a.	618
LU	1,822	7	1,727	0	n.a.	3,556
LV	169	0	8	0	n.a.	177
MT	1,677	1,138	13	0	n.a.	2,828
NL	21,316	186	8,258	14	n.a.	29,774
NO	2,227	63	6,965	0	n.a.	9,255
PL	2,281	85	1,363	0	n.a.	3,729
PT	1,022	0	102	0	n.a.	1,124
RO	1,748	201	361	1	n.a.	2,311
SE	16,533	15	1,135	0	n.a.	17,683
SI	2,666	4	5,321	0	n.a.	7,991
SK	159	3	2,428	0	n.a.	2,590
UK	35,856	147	7,782	0	n.a.	43,785
Europol	n.a.	n.a.	n.a.	n.a.	10	10
<b>Total</b>	<b>551,253</b>	<b>103,333</b>	<b>224,180</b>	<b>296</b>	<b>10</b>	<b>879,072</b>

For reference:

- category 1: set of fingerprints of an applicant for international protection, aged 14 or older, who lodges an application in a Member State;
- category 2: set of fingerprints of a third country national or stateless person, aged 14 or older, apprehended when irregularly crossing the external border of a Member State having come from a third country and was not turned back;

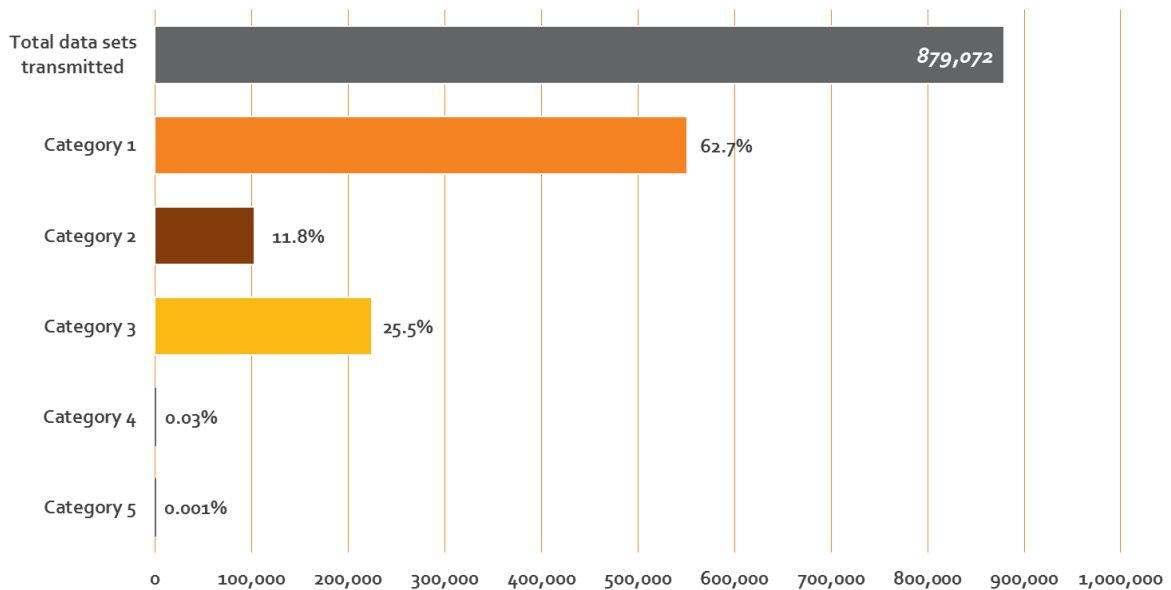
<sup>5</sup> The number of data sets transmitted on persons referred to in Article 9(1), 14(1) and 17(1) of the Eurodac Regulation; the number of requests by law enforcement designated authorities to access Eurodac referred to in Article 20(1) and in Article 21(1) of the Eurodac Regulation.

<sup>6</sup> As per Article 19 of the Eurodac Regulation, connection can only be achieved through the use of a Member States' National Access Point (NAP). Upon agreement with the Dutch authorities, Europol sends transactions to Eurodac using the Dutch connection and infrastructure.

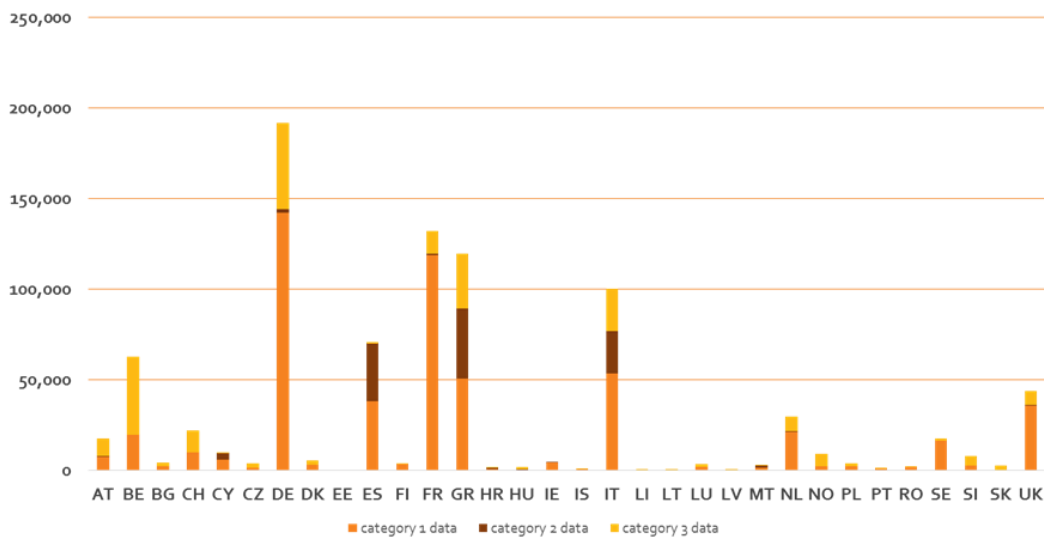
<sup>7</sup> For the 5 main Eurodac categories.

- category 3: set of fingerprints of a third country national or stateless person, aged 14 or older, found illegally present within a Member State territory;
- categories 4 and 5: set of fingerprints sent by Member State law enforcement designated authorities or Europol for searches for the purpose of the prevention, detection or investigation of terrorist offences or of other serious criminal offences.

The graph here below shows the total of the data sets successfully transmitted to Eurodac and the shares of each one of the 5 main Eurodac categories.



The graph here under shows the breakdown per Member States of the successful transactions performed in 2018 for the three main used categories.

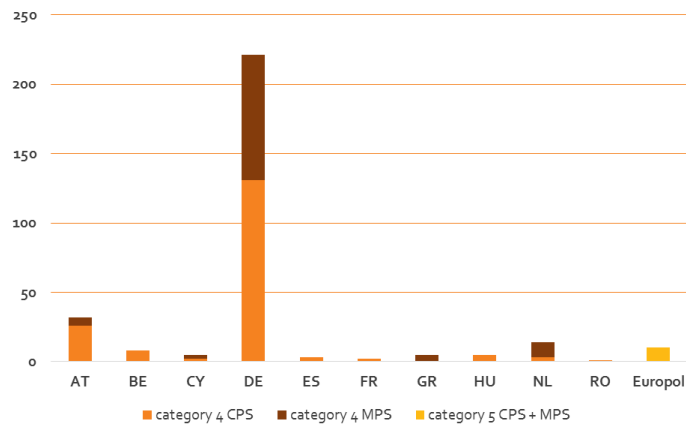


### 1.1 Breakdown of requests made by law enforcement

The table below provides the breakdown of the 306 searchers performed by Member State law enforcement designated authorities<sup>8</sup> and Europol<sup>9</sup>, both Criminal-print-to-print searches (CPS) and Latent-to-print search (MPS).

Member State	Category 4 CPS	Category 4 MPS	Category 5 CPS	Category 5 MPS	Total
AT	26	6	n.a.	n.a.	32
BE	8	0	n.a.	n.a.	8
CY	2	3	n.a.	n.a.	5
DE	131	90	n.a.	n.a.	221
ES	3	0	n.a.	n.a.	3
FR	2	0	n.a.	n.a.	2
GR	0	5	n.a.	n.a.	5
HU	5	0	n.a.	n.a.	5
NL	3	11	n.a.	n.a.	14
RO	1	0	n.a.	n.a.	1
Europol	n.a.	n.a.	4	6	10
<b>Total</b>	<b>181</b>	<b>115</b>	<b>4</b>	<b>6</b>	<b>306</b>

The graph here under shows the breakdown per Member States and Europol for the searches performed for the purposes of the prevention, detection or investigation of terrorist offences or of other serious criminal offences.



<sup>8</sup> Under certain limited circumstances Member State law enforcement designated authorities are allowed to compare fingerprints, for example found at a crime scene, with the data already stored in Eurodac (category 1 if not blocked as per article 18(2) and category 2).

<sup>9</sup> Europol has access to Eurodac as per Article 21(1).



## 2. Number of hits<sup>10</sup> category 1 against category 1

The table below shows the hits repartition of data related to applicants for international protection who have lodged, previously, an application for international protection in another Member State. A total of **305,543 hits** category 1 against category 1 were achieved in 2018.

Member State	AT	BE	BG	CH	CY	CZ	DE	DK	EE	ES	FI	FR	GR	HR	HU	IE	IS	IT	LI	LT	LU	LV	MT	NL	NO	PL	PT	RO	SE	SI	SK	UK	Local hits	Foreign hits	Total	
AT	2,100	86	247	412	1	50	1,126	88	2	12	31	137	398	17	440	1	5	686	9	11	47	12	6	231	62	92	9	146	167	27	30	24	2,100	4,612	6,712	
BE	400	8,837	318	500	9	31	2,805	170	4	1,152	75	1,337	1,468	45	389	5	18	984	8	18	174	11	22	857	150	212	25	128	481	81	4	85	8,837	11,966	20,803	
BG	6	8	85	5	0	0	14	0	0	0	0	7	9	1	7	0	0	5	0	0	0	0	2	4	8	1	0	2	6	0	0	20	85	105	190	
CH	496	232	104	751	4	13	1,888	171	1	61	60	396	757	51	227	2	6	1,245	16	19	100	7	7	591	92	68	9	41	326	135	41	41	751	7,207	7,958	
CY	6	1	3	5	33	0	18	1	0	3	1	1	8	1	3	2	1	1	0	0	0	0	0	4	3	1	0	0	5	0	0	5	33	73	106	
CZ	89	22	8	41	0	339	314	10	0	1	4	32	3	0	13	0	4	10	0	3	10	1	1	47	15	9	0	3	55	0	2	1	339	698	1,037	
DE	3,582	1,954	2,241	4,587	43	163	0	1,843	16	1,369	864	5,000	10,379	288	3,285	14	42	16,768	32	97	352	57	223	3,377	1,236	1,536	168	1,379	4,491	453	74	298	0	66,211	66,211	
DK	96	88	27	239	2	12	734	634	0	21	77	102	108	7	63	6	8	140	5	5	42	3	4	228	97	30	3	2	477	13	0	18	634	2,657	3,291	
EE	2	0	0	4	0	0	6	1	2	0	8	2	1	0	1	0	0	2	1	1	3	2	0	3	1	0	0	0	9	0	0	1	2	48	50	
ES	77	109	12	103	1	24	635	44	0	448	30	306	105	3	60	2	0	542	2	4	14	0	0	163	47	41	9	1	103	9	4	21	448	2,471	2,919	
FI	39	34	14	43	2	4	481	78	4	10	2,477	74	190	0	72	0	13	88	1	8	9	4	6	58	57	21	1	6	224	2	1	18	2,477	1,562	3,739	
FR	4,008	4,282	2,044	3,066	21	90	20,586	1,593	5	1,300	1,015	26,181	2,767	227	3,748	26	40	18,947	18	107	400	47	503	2,206	1,423	1,259	257	233	5,286	613	75	909	26,181	77,101	103,282	
GR	147	78	185	112	14	1	653	65	0	7	125	96	2,338	9	160	4	8	66	0	2	8	1	3	91	160	88	6	0	24	195	7	0	80	2,338	2,235	4,573
HR	34	3	70	8	0	1	22	2	0	0	1	3	103	31	19	0	0	3	0	0	1	0	0	5	2	0	0	3	4	15	0	1	31	300	331	
HU	13	1	130	3	1	2	4	0	0	0	0	4	23	0	41	0	0	7	0	0	0	0	0	1	2	0	0	3	2	0	0	0	41	196	237	
IE	34	37	11	42	1	2	215	21	0	13	9	82	204	0	24	0	1,148	6	39	1	1	6	0	6	53	14	17	3	7	84	9	0	151	1,148	1,092	2,240
IS	20	22	5	15	0	2	127	21	0	2	25	35	69	0	53	3	44	68	1	0	4	0	15	16	34	3	1	0	66	2	0	11	44	620	664	
IT	1,719	350	367	1,040	11	10	5,216	277	0	28	191	1,610	1,680	94	1,578	17	9	10,145	10	5	30	7	34	390	234	49	9	76	751	371	14	149	10,145	16,326	26,471	
LI	21	11	0	40	0	3	76	3	0	0	1	10	3	0	5	1	4	8	10	1	15	0	0	23	3	3	0	0	18	1	0	0	10	250	260	
LT	14	6	0	9	0	1	118	4	1	0	2	4	1	0	1	0	0	3	2	23	1	0	0	9	4	10	0	1	18	1	0	0	23	210	233	
LU	92	119	3	206	0	2	580	57	3	20	29	218	104	5	53	0	6	142	9	7	92	2	8	242	31	26	4	3	95	10	1	12	92	2,089	2,181	
LV	3	2	0	5	0	0	38	2	2	0	2	14	0	0	0	0	4	8	0	4	4	0	0	9	3	4	0	0	18	0	0	2	0	124	124	
MT	20	6	23	37	1	0	178	14	0	4	17	95	176	0	9	1	1	465	0	0	0	0	0	50	31	29	0	2	6	120	5	0	4	50	1,244	1,294
NL	712	517	116	1,326	6	48	6,424	473	6	199	106	998	1,346	68	377	13	19	1,912	13	28	239	13	13	3,199	166	142	29	83	707	140	6	106	3,199	16,351	19,550	
NO	30	17	22	47	0	0	151	85	2	10	15	28	288	0	20	7	5	86	2	1	10	0	2	35	304	6	1	3	164	6	0	7	304	1,050	1,354	
PL	106	30	6	26	0	10	496	36	0	0	7	67	27	0	5	0	1	7	0	5	4	0	1	42	16	1,416	0	4	42	2	1	1	1,416	942	2,358	
PT	11	8	4	22	0	1	174	6	0	10	17	87	7	0	3	0	1	118	0	0	1	0	3	26	24	9	19	0	22	0	0	5	19	559	578	
RO	43	8	180	13	2	1	147	4	1	1	4	3	35	2	16	1	0	5	0	0	0	1	0	12	3	3	0	197	18	3	0	10	197	516	713	
SE	162	134	46	277	5	11	1,275	695	2	77	202	153	610	11	106	3	10	683	7	17	37	5	39	281	386	57	9	27	3,526	17	10	53	3,526	5,407	8,933	
SI	106	27	229	47	3	1	141	11	0	0	10	41	646	149	60	1	0	45	5	0	2	2	0	35	9	29	0	21	33	79	0	17	79	1,670	1,749	
SK	20	3	10	12	0	2	40	7	0	0	2	4	2	0	4	0	0	0	0	0	1	0	0	11	3	4	1	14	8	1	45	0	45	149	194	
UK	383	241	407	436	20	7	2,031	260	1	141	198	1,243	1,191	24	386	355	9	1,257	0	9	25	18	15	485	161	25	20	272	346	84	7	5,151	5,151	10,057	15,208	
Total	14,591	17,273	6,917	13,479	180	831	46,713	6,676	52	4,889	5,305	38,370	25,046	1,033	11,228	1,612	264	54,485	152	376	1,631	193	963	12,765	4,707	5,079	579	2,685	17,867	2,086	315	7,201	69,445	236,098	305,543	

<sup>10</sup> As per article 9(3). Member States on the left have sent, over the reporting period, a certain amount of cases which have produced hits against the Member States listed across the top. Local hits are produced when the two datasets generating the hit are from the same country. Number of local hits depends on Member State settings when performing a search on Eurodac. Member States might exclude own searches, which will result on the fact that local hits will not be returned and, at the same time, it will not be recorded in the statistics.

### 3. Number of hits<sup>11</sup> category 1 against category 2

The table below shows the hits repartition related to data on persons apprehended irregularly crossing the external border of a Member State who have subsequently lodged an application for international protection in another Member State. A total of **109,609 hits** category 1 against category 2 were registered in 2018.

Member State	AT	BE	BG	CH	CY	CZ	DE	DK	EE	ES	FI	FR	GR	HR	HU	IE	IS	IT	LI	LT	LU	LV	MT	NL	NO	PL	PT	RO	SE	SI	SK	UK	Local hits	Foreign hits	Total
AT	10	0	5	0	0	0	10	0	0	6	0	0	298	10	14	0	0	168	0	0	0	0	0	0	1	0	8	0	0	2	0	10	522	532	
BE	1	0	6	0	0	0	11	0	0	343	0	7	1,041	15	16	0	0	874	0	0	0	0	10	2	0	0	15	0	0	0	1	0	2,342	2,342	
BG	0	0	129	0	0	0	0	0	0	0	0	0	3	0	0	0	0	1	0	0	0	0	0	0	0	0	0	0	0	0	0	0	129	4	133
CH	0	0	6	0	0	0	10	0	0	103	0	6	648	14	0	0	0	1,085	0	0	0	0	0	1	0	0	3	0	0	0	0	0	0	1,876	1,876
CY	0	0	0	0	3,114	0	0	0	0	0	0	0	2	0	0	0	0	0	0	0	0	0	0	0	0	0	0	0	0	0	0	0	3,114	2	3,116
CZ	0	0	0	0	0	1	0	0	0	1	0	0	5	1	0	0	0	10	0	0	0	0	0	0	0	0	0	0	0	0	0	0	0	18	18
DE	5	0	134	0	8	0	0	0	0	1,248	0	24	7,831	134	97	1	0	9,373	0	5	0	0	57	5	0	10	0	323	0	0	2	0	19,257	19,257	
DK	0	0	0	0	0	0	5	0	0	14	0	0	118	0	0	0	0	124	0	0	0	0	0	0	0	0	1	0	0	0	0	0	262	262	
EE	0	0	0	0	0	0	0	0	0	0	0	0	0	0	0	0	0	2	0	0	0	0	0	0	0	0	0	0	0	0	0	0	2	2	2
ES	0	0	1	0	0	0	3	0	0	1,755	0	2	21	0	0	0	0	186	0	0	0	0	24	0	1	0	0	0	0	0	0	0	1,755	238	1,993
FI	0	0	0	0	2	0	7	0	0	0	0	0	194	0	1	0	0	14	0	0	0	0	0	0	0	0	0	0	0	0	0	0	0	218	218
FR	3	0	17	0	2	0	67	0	0	4,978	0	368	1,049	81	27	0	0	11,217	0	0	0	0	160	7	6	1	0	15	0	0	3	368	17,633	18,001	
GR	0	0	4	0	1	0	5	0	0	2	0	0	31,055	6	2	0	0	10	0	0	0	0	0	0	0	0	0	0	0	0	0	0	31,055	30	31,085
HR	1	0	3	0	0	0	0	0	0	0	0	0	90	174	1	0	0	0	0	0	0	0	0	0	0	0	0	0	0	0	0	0	174	95	269
HU	0	0	2	0	0	0	0	0	0	0	0	0	18	2	9	0	0	2	0	0	0	0	0	0	0	0	2	0	0	0	0	0	9	26	35
IE	0	0	0	0	0	0	3	0	0	7	0	1	24	0	0	100	0	55	0	0	0	0	26	0	0	0	2	0	0	0	1	100	119	219	
IS	0	0	0	0	0	0	0	0	0	0	0	2	30	0	0	0	4	8	0	0	0	0	0	0	0	0	0	0	0	0	0	4	40	44	
IT	3	0	4	0	1	0	13	0	0	24	0	2	325	28	13	0	0	17,046	0	0	0	0	2	0	0	0	3	0	0	0	0	17,046	438	17,484	
LI	0	0	0	0	0	0	0	0	0	0	0	0	0	0	0	0	0	6	0	0	0	0	0	0	0	0	0	0	0	0	0	0	6	6	6
LT	0	0	0	0	0	0	0	0	0	0	0	0	7	0	0	0	0	1	0	7	0	0	0	0	0	0	0	0	0	0	0	0	7	8	15
LU	0	0	0	0	0	0	2	0	0	21	0	0	99	1	0	0	0	225	0	0	5	0	21	0	0	0	0	0	0	0	0	0	5	369	374
LV	0	0	0	0	0	0	0	0	0	0	0	0	2	0	0	0	0	7	0	0	0	0	0	0	0	0	0	1	0	0	0	0	10	10	10
MT	0	0	3	0	0	0	0	0	0	0	0	0	146	0	0	0	0	47	0	0	0	0	549	0	0	0	0	0	0	0	0	549	196	745	
NL	0	0	5	0	0	0	32	0	0	200	0	2	1,584	21	6	0	0	1,951	0	0	0	0	25	11	0	1	5	0	0	0	2	11	3,834	3,845	
NO	0	0	1	0	0	0	6	0	0	1	0	0	515	0	0	0	0	70	0	0	0	0	11	0	5	0	1	0	0	0	0	5	605	610	
PL	0	0	0	0	0	0	2	0	0	1	0	0	19	0	1	0	0	1	0	0	0	0	0	0	0	11	0	1	0	0	0	11	25	36	
PT	0	0	0	0	0	0	1	0	0	21	0	0	5	0	0	0	0	67	0	0	0	0	62	0	0	0	0	0	0	0	0	0	62	156	156
RO	0	0	5	0	0	0	2	0	0	0	0	0	69	4	21	0	0	0	0	0	0	0	0	0	0	0	0	178	0	0	0	178	101	279	
SE	0	0	0	0	0	0	8	0	0	20	0	3	723	2	0	0	0	404	0	0	0	0	0	0	3	0	0	1	3	0	0	3	1,164	1,167	
SI	0	0	2	0	0	0	0	0	0	1	0	0	458	98	8	0	0	29	0	0	0	0	0	0	0	3	0	3	0	1	0	1	602	603	
SK	0	0	0	0	0	0	0	0	0	0	0	0	3	0	7	0	0	0	0	0	0	0	0	0	0	2	0	2	0	0	0	0	14	14	14
UK	0	0	23	0	2	0	51	0	0	33	0	35	1,112	14	39	23	1	3,393	0	0	0	0	2	7	0	0	0	84	1	0	63	63	4,820	4,883	
Total	23	0	350	0	3,130	0	239	0	0	8,779	0	452	47,494	605	262	124	5	46,376	0	12	5	0	949	33	15	29	0	647	5	1	2	72	54,597	55,012	109,609

<sup>11</sup> As per Article 9(3). Member States on the left have sent, over the reporting period, a certain amount of cases which have produced hits against the Member States listed across the top. Local hits are produced when the two datasets generating the hit are from the same country. Number of local hits depends on Member State settings when performing a search on Eurodac. Member States might exclude own searches, which will result on the fact that local hits will not be returned and, at the same time, it will not be recorded in the statistics.

### 4. Number of hits<sup>12</sup> category 3 against category 1

The table below shows the hits repartition related to data for persons found illegally staying in a Member State who had previously lodged an application for international protection in another Member State. A total of **170,242 hits** category 3 against category 1 were registered in 2018.

Member State	AT	BE	BG	CH	CY	CZ	DE	DK	EE	ES	FI	FR	GR	HR	HU	IE	IS	IT	LI	LT	LU	LV	MT	NL	NO	PL	PT	RO	SE	SI	SK	UK	Local hits	Foreign hits	Total	
AT	2,406	97	160	615	2	34	2,070	148	0	20	38	187	317	39	575	1	5	2,935	5	4	54	1	10	208	110	44	7	69	226	56	21	37	2,406	8,095	10,501	
BE	1,486	7,269	340	3,030	7	7	9,004	1,118	5	462	275	2,599	1,228	117	1,016	30	27	2,871	4	55	600	9	35	4,213	523	102	72	212	1,476	199	11	871	7,269	32,004	39,273	
BG	8	10	62	10	1	0	37	2	0	0	1	8	25	0	7	0	0	7	0	0	0	0	0	4	12	1	1	8	7	0	1	23	62	173	235	
CH	898	225	45	3,811	1	20	2,796	293	2	74	71	848	241	39	331	8	6	2,365	15	22	119	9	14	684	182	65	20	30	474	92	15	64	3,811	10,068	13,879	
CY	0	0	0	0	0	0	0	1	0	0	0	1	1	0	0	2	1	0	0	0	0	0	0	2	1	0	0	0	0	0	0	0	0	0	9	9
CZ	43	11	14	29	0	171	100	2	0	3	1	16	16	1	15	0	0	46	0	1	5	0	2	19	5	14	0	29	12	1	1	2	171	388	559	
DE	2,163	754	699	2,427	12	67	13,948	1,144	5	449	567	2,443	2,093	102	1,348	9	21	8,599	15	34	187	21	43	1,628	567	314	78	415	2,940	214	23	188	13,948	29,569	43,517	
DK	96	80	27	132	4	2	450	670	0	16	53	80	30	1	73	2	4	274	1	0	13	1	2	95	120	13	2	8	611	1	2	35	670	2,228	2,898	
EE	2	1	0	4	0	0	4	1	0	0	7	1	1	0	1	0	0	5	0	1	0	0	0	0	3	0	0	0	0	0	0	0	0	0	4	41
ES	30	73	0	130	1	0	132	14	0	85	8	58	18	6	5	2	4	15	0	0	1	0	0	37	10	0	1	0	43	3	0	5	85	596	681	
FI	10	3	0	15	0	0	32	11	1	0	25	4	9	0	3	1	0	38	0	0	0	0	0	7	13	0	1	0	40	0	1	3	25	192	217	
FR	489	264	271	582	2	6	2,137	189	3	170	128	2,934	413	43	501	11	7	2,336	3	6	76	2	10	554	126	42	16	93	344	114	14	296	2,934	9,248	12,182	
GR	124	61	193	96	14	1	537	46	0	4	59	83	3,212	9	154	3	9	66	0	2	5	0	5	70	57	9	0	28	131	8	0	75	3,212	1,849	5,061	
HR	0	0	0	3	0	0	4	0	0	0	0	3	2	0	0	0	0	0	0	0	0	0	0	0	1	0	0	0	1	0	0	0	0	2	12	14
HU	56	25	116	11	0	2	87	5	0	1	2	28	36	2	302	1	0	23	0	0	10	0	0	14	6	3	0	79	12	3	0	18	302	540	842	
IE	0	0	0	0	0	0	0	0	0	0	0	0	0	0	0	0	0	0	0	0	0	0	0	0	0	0	0	0	0	0	0	0	0	0	0	0
IS	1	3	0	3	0	0	11	1	0	3	1	3	4	0	1	2	10	6	0	1	0	0	1	4	0	1	0	10	0	0	0	0	10	56	66	
IT	1,418	264	523	854	7	6	4,835	210	0	27	156	1,492	2,020	143	1,261	16	11	3,447	8	2	58	8	10	373	168	45	5	70	598	9	153	3,447	15,329	18,776		
LI	0	0	0	2	0	0	0	0	0	0	0	0	0	0	0	0	0	0	0	0	0	0	0	0	0	0	0	0	0	0	0	0	0	0	2	2
LT	3	0	0	1	0	0	31	4	1	0	1	0	0	0	1	0	0	5	0	20	0	1	0	3	1	7	0	0	10	0	0	0	20	69	89	
LU	151	136	8	317	0	5	682	102	2	30	20	268	95	3	49	1	6	235	10	2	234	1	9	347	43	15	4	6	136	13	3	8	234	2,707	2,941	
LV	1	0	0	1	0	0	2	0	0	0	2	0	0	0	0	0	0	1	2	1	0	1	0	1	0	0	0	0	5	0	0	0	1	16	17	
MT	0	0	0	1	0	0	4	0	0	0	0	1	0	0	0	0	0	7	0	0	0	0	0	1	4	0	0	0	3	0	0	0	0	0	21	21
NL	265	312	80	380	1	7	1,749	210	0	62	49	496	196	15	195	6	7	512	2	6	92	1	2	1,639	70	16	3	16	257	25	6	133	1,639	5,171	6,810	
NO	95	53	23	181	2	0	411	235	6	27	91	105	148	5	85	3	10	581	3	4	17	2	15	81	1,179	34	8	5	882	5	2	48	1,179	3,167	4,346	
PL	25	21	10	14	0	0	268	16	0	1	1	40	38	0	16	0	0	17	0	13	2	5	0	21	8	329	1	5	22	1	0	0	329	545	874	
PT	4	1	0	6	0	0	21	2	0	2	1	11	2	0	1	0	0	20	0	0	1	0	0	3	5	0	6	0	7	0	1	4	6	92	98	
RO	18	3	15	5	0	0	35	4	0	1	5	5	4	1	14	0	0	5	0	0	0	0	0	4	0	3	0	161	5	2	0	1	161	130	291	
SE	22	16	4	34	2	1	98	49	0	9	22	26	24	0	13	1	2	112	1	1	5	0	5	34	46	6	2	4	285	1	1	9	285	550	835	
SI	123	22	345	48	4	0	224	18	0	2	10	59	1,235	196	109	4	0	53	4	0	6	0	0	40	21	6	0	39	45	47	8	29	47	2,650	2,697	
SK	22	3	4	8	0	49	56	5	0	1	1	2	2	0	7	0	0	1	0	0	1	0	0	10	3	8	1	4	11	1	11	0	11	200	211	
UK	53	56	62	33	2	0	197	27	0	8	7	155	45	1	100	172	3	265	0	2	2	0	4	45	18	4	0	9	36	8	1	944	944	1,315	2,259	
Total	10,012	9,763	3,001	12,783	62	378	39,962	4,527	25	1,457	1,602	11,953	11,456	725	6,183	275	133	24,847	73	177	1,488	62	166	10,138	3,306	1,080	229	1,290	8,639	1,373	131	2,946	43,210	127,032	170,242	

<sup>12</sup> As per Article 17(3). Member States on the left have sent, over the reporting period, a certain amount of cases which have produced hits against the Member States listed across the top. Local hits are produced when the two datasets generating the hit are from the same country. Number of local hits depends on Member State settings when performing a search on Eurodac. Member States might exclude own searches, which will result on the fact that local hits will not be returned and, at the same time, it will not be recorded in the statistics.

## 5. Number of data sets marked, unmarked, blocked and unblocked<sup>13</sup>

In 2018, **126,706 category 1 data sets** were **marked** as per Article 18(1) of the Eurodac Regulation following the fact that international protection status was granted. As a result, 78,913 category 1 and/or category 2 data sets, which were linked to the data sets initially marked, were also marked by the relevant Member State/s (marking following the initiator).

The breakdown per Member State is shown in the table on the right.

Member State	Number of marking as initiator	Number of marking following the initiator
AT	9,479	2,601
BE	39	2,195
BG	921	3,080
CH	6,596	1,705
CY	440	289
CZ	70	28
DE	51,027	25,205
DK	915	1,051
EE	15	0
ES	2,092	697
FI	2,157	466
FR	29,145	3,222
GR	2,984	10,248
HR	161	0
HU	0	7,376
IE	8	0
IS	0	13
IT	91	11,556
LT	89	39
LU	0	69
LV	37	12
NL	3,280	1,629
NO	1,254	1,640
PL	248	761
PT	0	190
RO	318	301
SE	8,575	2,818
SI	68	267
SK	17	44
UK	6,680	1,411
<b>Total</b>	<b>126,706</b>	<b>78,913</b>

Member State	Number of unmarking as initiator	Number of unmarking following the initiator
AT	212	22
BE	0	16
BG	127	5
CH	68	38
DE	244	267
DK	7	17
ES	3	1
FI	13	1
FR	0	33
GR	0	10
HU	0	79
IT	2	34
LT	0	1
LU	0	8
NL	205	79
NO	20	17
PL	0	4
RO	11	3
SE	4	32
SI	0	2
SK	8	0
UK	2	1
<b>Total</b>	<b>926</b>	<b>670</b>

As per article 18(3), **926 category 1 data sets** marked were **unmarked** as soon as the status of international protection changed (either revoked or ended or the renewal was refused). Following the same logic as for the marking, the unmarking by the initiator produced the subsequently unmarking (following the initiator) of 670 category 1 and/or category 2 data sets.

The breakdown per Member State is shown in the table on the left.

<sup>13</sup> Technically, it is not possible to retrieve the number of unblocked datasets.

Since 01 January 2018, **130,187 data sets were blocked** for law enforcement purposes, as per Article 18(2)<sup>14</sup>.

The table on the right shows the number of records for category 1 and 2 stored in Eurodac which were blocked for law enforcement searches, due to the fact that the international protection status was granted prior 01 January 2015<sup>15</sup>.

The breakdown per Member State is shown in the table on the right.

Member State	Blocked records since 01/01/2018
AT	7,958
BE	10,385
BG	792
CY	53
CZ	139
DE	28,795
EE	33
ES	375
FI	804
FR	33,538
GR	216
HR	9
HU	232
IE	218
IT	2,972
LT	45
LU	57
LV	40
MT	181
NL	4,569
PL	447
PT	27
RO	821
SE	26,118
SI	94
SK	41
UK	11,228
<b>Total</b>	<b>130,187</b>

## 6. Number of fingerprint data sets rejected

Member State	Data sets rejected
AT	95
BE	359
BG	21
CH	122
CY	385
CZ	20
DE	3,563
DK	52
EE	10
ES	3,914
FI	239
FR	5,151
GR	1,706
HR	68
HU	24
IE	159
IS	23
IT	1,296
LI	0
LT	11
LU	34
LV	9
MT	111
NL	497
NO	34
PL	81
PT	78
RO	26
SE	647
SI	21
SK	1
UK	2,172
<b>Total</b>	<b>20,929</b>

In 2018, **20,929 data set** were **rejected** by the Eurodac Central System due to insufficient quality (due to errors, poor quality and/or sequence) and thus not lending to comparison.

The table on the left shows the breakdown per Member State.

<sup>14</sup> As per article 18.2, a blocked dataset represents a marked record, which is no longer accessible to law enforcement searches as international protection was granted at least 3 years ago. As per the previous tables above a marked record can be a category 1 data following the granting of international protection and thus marked as initiator or category 1 and/or category 2 data which were linked to the dataset initially marked as thus marked following the initiator. The dataset blocked for law enforcement searches remains, on the other hand, accessible (not blocked) for asylum purposes.

<sup>15</sup> To be noted that data sets from the Associated Countries (Iceland, Liechtenstein, Norway and Switzerland) and Denmark are not accessible for law enforcement as the law enforcement elements of the Eurodac Regulation do not yet apply to them. Those data sets are not counted in the table as the table shall only consider data set from countries implementing the law enforcement element of Eurodac Regulation.

## 7. Number of hits category 1 against marked category 1 and 2<sup>16</sup>

The table below shows the hits repartition related to marked data for persons as referred in Article 18(1) – person who were granted international protection status - for whom hits have been recorded following a new application for international protection in another Member State. A total of **10,878 hits** category 1 against marked category 1 and 2 were registered in 2018.

Member State	AT	BE	BG	CH	CY	CZ	DE	DK	EE	ES	FI	FR	GR	HR	HU	IE	IS	IT	LI	LT	LU	LV	MT	NL	NO	PL	PT	RO	SE	SI	SK	UK	Local hits	Foreign hits	Total		
AT	35		6	12			35	4		1		1	19		7			10				1		4	4			3	3			1	35	111	146		
BE	10	86	18	8	2		106	17	4	26	4	23	564		12			16			5	2		51	13			48	16			1	86	946	1,032		
BG																																			1	1	1
CH	11	2	7	24	1		82	9			2	2	50		5			6				1		17	6			5	9	1	1		24	217	241		
CY							1																											0	2	2	
CZ	1					4	1								1																			4	4	8	
DE	91	40	377	96	12	5		103	9	50	30	84	2,920	34	178			136		7	5	19	4	170	48	7	2	224	131	16		8	0	4,806	4,806		
DK	5	2	6	7			40	25		1		2	28		6			2		2	1			8	3				12	3		2	25	130	155		
EE																																			0	0	0
ES	1	2	1			1	10	3			1	1			2																			0	24	24	
FI	3		1				5				11		28		4									1	2	2		2	5				11	53	64		
FR	70	79	30	85	8		479	51		82	17	358	276	5	48			1	158		11	6	5		57	34	5	21	55	2	1	17	358	1,603	1,961		
GR	4	1	2	6	1		32	2				1	10		4			1						7	1				1	1			10	64	74		
HR							1						4																						0	6	6
HU																																			0	0	0
IE	5	2	2	2			34	2				6	13		2									5			2	4	1				3	0	83	83	
IS	2	2	2	2			6	2			1	1	31		1										1				6					0	61	61	
IT	14	6	1	2			101	5		2	9	9		25				28						4	2			2	3				28	185	213		
LI				1			1						1																					1	1	2	
LT							1														1													1	1	2	
LU	6	3	1	5			18	2				1	12		1			4						9	1	1			2					0	66	66	
LV																																			0	0	0
MT	2		5	1			12				1	2	22					6					1	7	2			2	6				1	68	69		
NL	16	16	9	23	1	1	197	27	2	11	2	23	246	5	15			34		4	6	2		64	10	4		12	30	4		1	64	701	765		
NO	6	5		9			16	5		2	1	1	28		3			3						2	6				10	1			6	92	98		
PL							1																				2							2	1	3	
PT							1					2												1											0	5	5
RO			1				1																		1										0	2	2
SE	8	1	2	4	1		55	18		1	4	6	130	1	7			7		4	1	1	1	16	12	1		6	37			3	37	290	327		
SI		12					5	3				3	5												12		6				1			1	46	47	
SK																																			0	0	0
UK	7	3	5	10			135	12		2	10	27	183		9			69		8	1	7		23	5			37	5	3		52	52	561	613		
Total	297	262	476	297	26	11	1,376	290	15	176	86	551	4,582	45	330	0	1	482	0	38	26	37	6	459	149	28	4	366	337	33	2	90	745	10,133	10,878		

<sup>16</sup> Member States on the left have sent, over the reporting period, a certain amount of category 1 searches which have produced hits against the marked datasets (marked category 1 and marked category 2) of Member States listed across the top. Local hits are produced when the two datasets generating the hit are from the same country.

## 8. Number of hits category 3 against marked category 1<sup>17</sup>

The table below shows the hits repartition related to data for persons referred in Article 18(1) - person who were granted international protection status - for whom hits have been recorded with a view to check whether a third-country national or a stateless person was illegally staying within the territory of a Member State. A total of **5,704 hits** category 3 against marked category 1 were registered in 2018.

Member State	AT	BE	BG	CH	CY	CZ	DE	DK	EE	ES	FI	FR	GR	HR	HU	IE	IS	IT	LI	LT	LU	LV	MT	NL	NO	PL	PT	RO	SE	SI	SK	UK	Local hits	Foreign hits	Total
AT	64	8	5	18			85	5		1	2	12	14	1	18			27			3			17	2			4	9	1		4	64	236	300
BE	53	175	10	65	3		441	52		22	3	63	172		43			122		21	6	1		112	18	1	2	13	38	7		39	175	1,307	1,482
BG	2						1					3						2															0	8	8
CH	19	5	8	184			136	10			2	46	8		10			28						29	12	2		17	1	2	1	184	336	520	
CY																																	0	0	0
CZ	7			1		1																		1	2			1				1	12	13	
DE	64	23	45	64	3	1	724	43	1	13	4	69	268	2	58			2	60				1	17	1		50	50	4	1	10	724	924	1,648	
DK	8	1		6			27	22		1	1	2	8		9			3			5	2	1	63	9							22	103	125	
EE																																	0	1	1
ES		5		1			14					2						1						6	1							17	30	47	
FI																																	0	1	1
FR	6	10	4	17			70	3		6	1	54	17		8			19		1	1			20	5	1		1	3	1	1	8	54	203	257
GR	5	2	2	3	1		49	1				1	52		9			1						7	1							52	85	137	
HR																																	0	0	0
HU	9	1		4			8	3				1			6									1	2							6	36	42	
IE																																	0	0	0
IS				1																													0	2	2
IT	14	2	7	11			93	2			1	11	11		31									9	4	1		2	2	1		4	21	206	227
LI																																	0	0	0
LT							1											3							1								4	5	9
LU	7	3		14			41	4				6	21		4			5						17	2			1	4	1		5	130	135	
LV																																	0	0	0
MT																																	0	0	0
NL	6		2	12		1	61	7		3	1	14	29		5			8			4	2		58	1	1		4				58	161	219	
NO	9	15		21			65	27		4	6	19	33	1	12			24		1	2			3	10	89	1		101	1		1	89	354	443
PL				1			8					1			2			1						2			3					3	15	18	
PT							1					1						1															0	3	3
RO																																	0	0	0
SE	1			1	1								5													2			2				2	10	12
SI	1						5	2					10		2			1											2		1		1	23	24
SK																																	5	0	5
UK	1	1	1				7	2					1		1	2		1						2				2				5	21	26	
<b>Total</b>	<b>276</b>	<b>251</b>	<b>84</b>	<b>424</b>	<b>8</b>	<b>3</b>	<b>1,837</b>	<b>183</b>	<b>1</b>	<b>67</b>	<b>22</b>	<b>305</b>	<b>651</b>	<b>4</b>	<b>218</b>	<b>2</b>	<b>2</b>	<b>328</b>	<b>0</b>	<b>31</b>	<b>22</b>	<b>3</b>	<b>4</b>	<b>358</b>	<b>165</b>	<b>13</b>	<b>2</b>	<b>74</b>	<b>265</b>	<b>18</b>	<b>9</b>	<b>74</b>	<b>1,492</b>	<b>4,212</b>	<b>5,704</b>

<sup>17</sup> Member States on the left have sent, over the reporting period, a certain amount of category 3 searches which have produced hits against marked datasets (marked category 1) of the Member States listed across the top. Local hits are produced when the two datasets generating the hit are from the same country.

## 9. Number of hits category 4 against category 1 and 2

The tables below show the hits repartition of searches<sup>18</sup> performed by the Member State law enforcement designated authorities against data related to applications for international protection and data related to persons apprehended irregularly crossing the external border.

A total of **195 hits** category 4 CPS against category 1 were registered in 2018.

Member State	AT1	BE1	BG1	CY1	DE1	FI1	FR1	GR1	HU1	IE1	IT1	LU1	NL1	SE1	UK1	Local hits	Foreign hits	Total
AT	28	0	1	0	1	0	2	0	2	0	0	0	0	0	0	28	6	34
BE	0	18	0	0	8	0	0	0	0	0	4	0	0	0	8	18	20	38
CY	0	0	0	2	0	0	0	0	0	0	0	0	0	0	0	2	0	2
DE	3	1	0	0	0	0	8	21	21	0	20	1	11	5	0	0	91	91
ES	0	0	0	0	0	0	0	0	0	0	0	0	0	0	2	0	2	2
FR	0	0	0	0	2	0	1	0	0	0	0	0	1	0	3	1	6	7
HU	0	0	0	0	2	0	0	1	5	1	0	0	0	0	0	5	4	9
NL	0	0	0	0	2	1	1	0	0	0	0	0	1	6	0	1	10	11
RO	0	0	0	0	0	0	0	0	0	0	1	0	0	0	0	0	1	1
<b>Total</b>	<b>31</b>	<b>19</b>	<b>1</b>	<b>2</b>	<b>15</b>	<b>1</b>	<b>12</b>	<b>22</b>	<b>28</b>	<b>1</b>	<b>25</b>	<b>1</b>	<b>13</b>	<b>11</b>	<b>13</b>	<b>55</b>	<b>140</b>	<b>195</b>

A total of **6 hits** category 4 CPS against category 2 were registered in 2018.

Member State	CY2	ES2	GR2	IT2	Local hits	Foreign hits	Total
CY	1	0	0	0	1	0	1
DE	0	1	1	1	0	3	3
ES	0	0	0	1	0	1	1
FR	0	0	0	1	0	1	1
<b>Total</b>	<b>1</b>	<b>1</b>	<b>1</b>	<b>3</b>	<b>1</b>	<b>5</b>	<b>6</b>

<sup>18</sup> The searches MPS return a number of best candidates, thus they do not return hits.





ISBN: 978-92-95208-81-0  
ISSN: 2467-074X  
doi:10.2857/731778